



DANIELS ON  
**PARLIAMENT**  
SOUTH TOWER

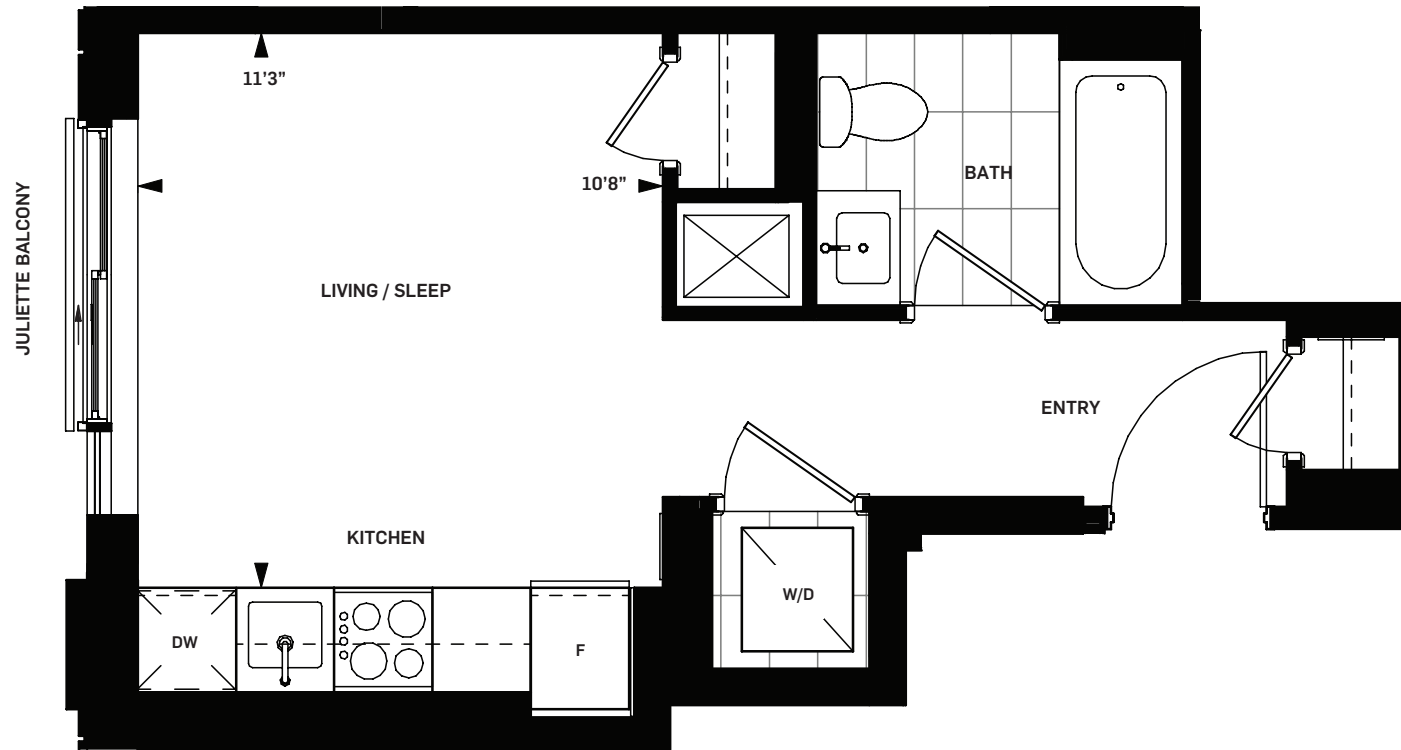
**McKENZIE**  
S-Q | STUDIO

SUITE AREA 330 sq.ft.

**WHOLE LIFE  
CARBON IMPACT**

**37**  
tonnes CO<sub>2</sub>

**Daniels**  
love where you live™



Level 09-11,  
13-15, 17-24

Level 12,  
16 & 25



Drawings are not to scale. All areas and stated room dimensions are approximate. Note: Actual usable floor space may vary from the stated floor area. Floor area is measured in accordance with the HCRA directive on floor area calculations. Size and location of windows may vary. The purchaser acknowledges that the actual unit purchased may be a reversed mirror layout of the plan shown. Outdoor area will vary depending on unit location within the building. Illustration is artist's concept. E. & O. E. Please speak with a Sales Representative for details.



DANIELS ON  
**PARLIAMENT**  
 SOUTH TOWER

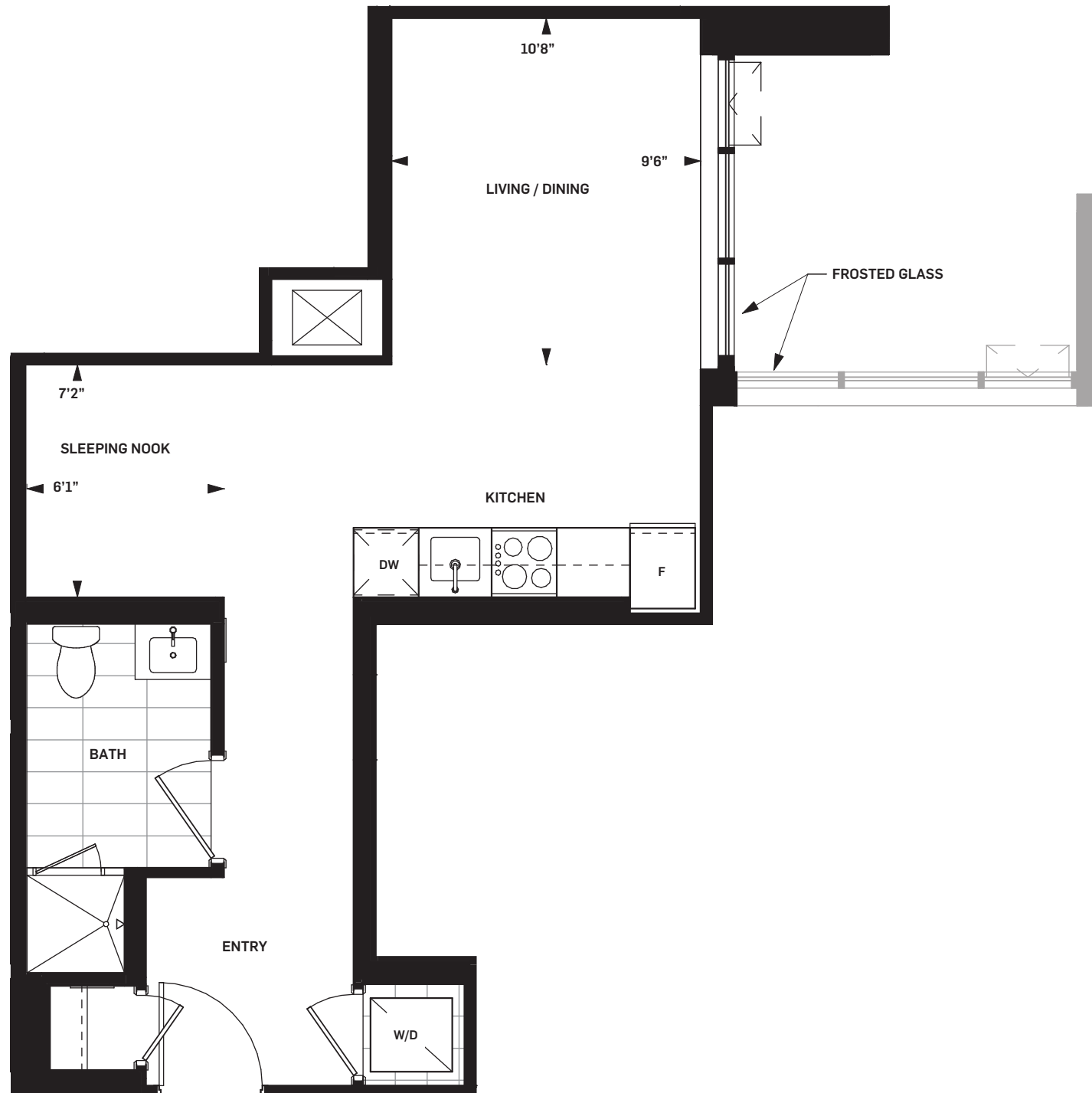
**DAVIES**  
 S-N (BF) | STUDIO

SUITE AREA 483 sq.ft.

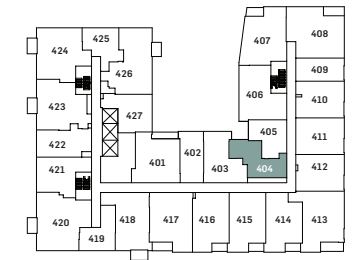
WHOLE LIFE  
 CARBON IMPACT

**54**  
 tonnes CO<sub>2</sub>

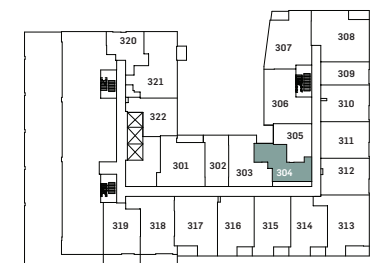
**Daniels**  
 love where you live™



Level 05



Level 04



Level 03



Drawings are not to scale. All areas and stated room dimensions are approximate. Note: Actual usable floor space may vary from the stated floor area. Floor area is measured in accordance with the HCRA directive on floor area calculations. Size and location of windows may vary. The purchaser acknowledges that the actual unit purchased may be a reversed mirror layout of the plan shown. Outdoor area will vary depending on unit location within the building. Illustration is artist's concept. E. & O. E. Please speak with a Sales Representative for details.



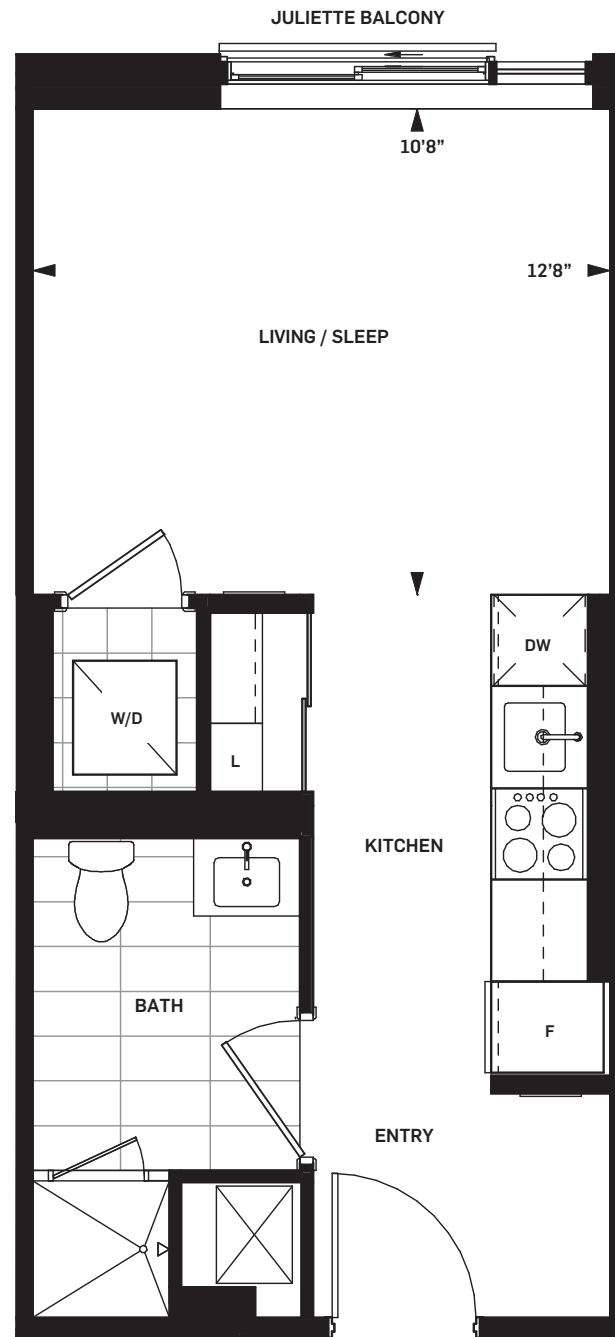
DANIELS ON  
**PARLIAMENT**  
SOUTH TOWER

**JARVIS**  
S-B (BF) | STUDIO

SUITE AREA 379 sq.ft.

WHOLE LIFE  
CARBON IMPACT  
**42**  
tonnes CO<sub>2</sub>

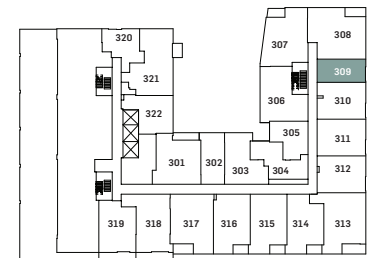
**Daniels**  
love where you live™



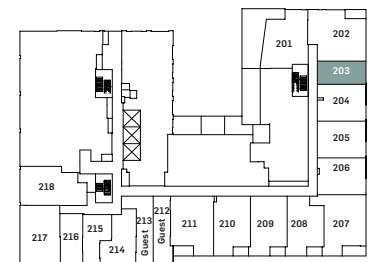
Level 05



Level 04



Level 03



Level 02



Drawings are not to scale. All areas and stated room dimensions are approximate. Note: Actual usable floor space may vary from the stated floor area. Floor area is measured in accordance with the HCRA directive on floor area calculations. Size and location of windows may vary. The purchaser acknowledges that the actual unit purchased may be a reversed mirror layout of the plan shown. Outdoor area will vary depending on unit location within the building. Illustration is artist's concept. E. & O. E. Please speak with a Sales Representative for details.



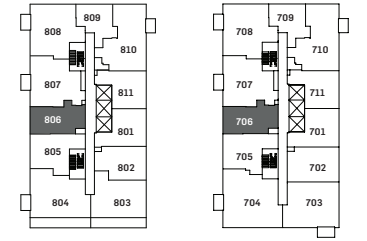
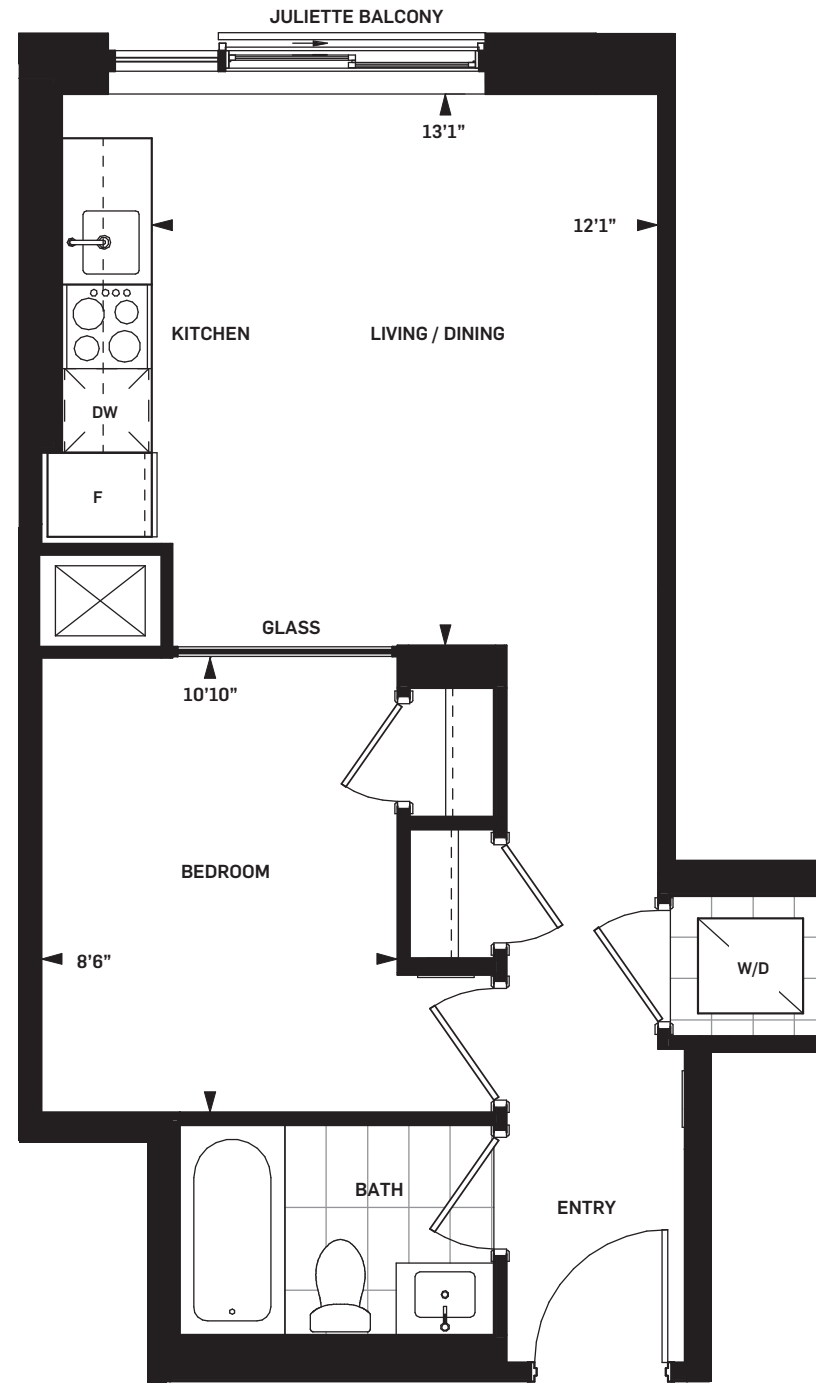
DANIELS ON  
**PARLIAMENT**  
 SOUTH TOWER

**CARROLL**  
 1B-C | 1 BEDROOM

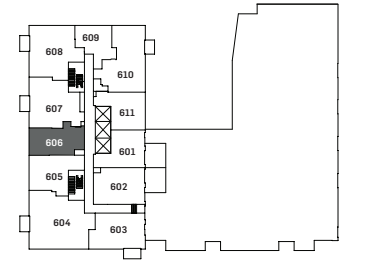
SUITE AREA 512 sq.ft.

**WHOLE LIFE  
 CARBON IMPACT**  
**57**  
 tonnes CO<sub>2</sub>

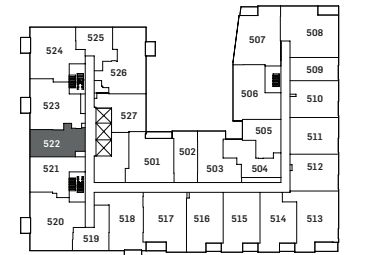
**Daniels**  
 love where you live™



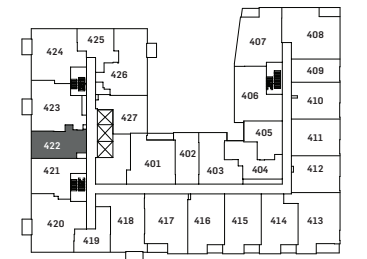
Level 08 Level 07



Level 06



Level 05



Level 04



Drawings are not to scale. All areas and stated room dimensions are approximate. Note: Actual usable floor space may vary from the stated floor area. Floor area is measured in accordance with the HCRA directive on floor area calculations. Size and location of windows may vary. The purchaser acknowledges that the actual unit purchased may be a reversed mirror layout of the plan shown. Outdoor area will vary depending on unit location within the building. Illustration is artist's concept. E. & O. E. Please speak with a Sales Representative for details.







# DANIELS ON PARLIAMENT

**SOUTH TOWER**

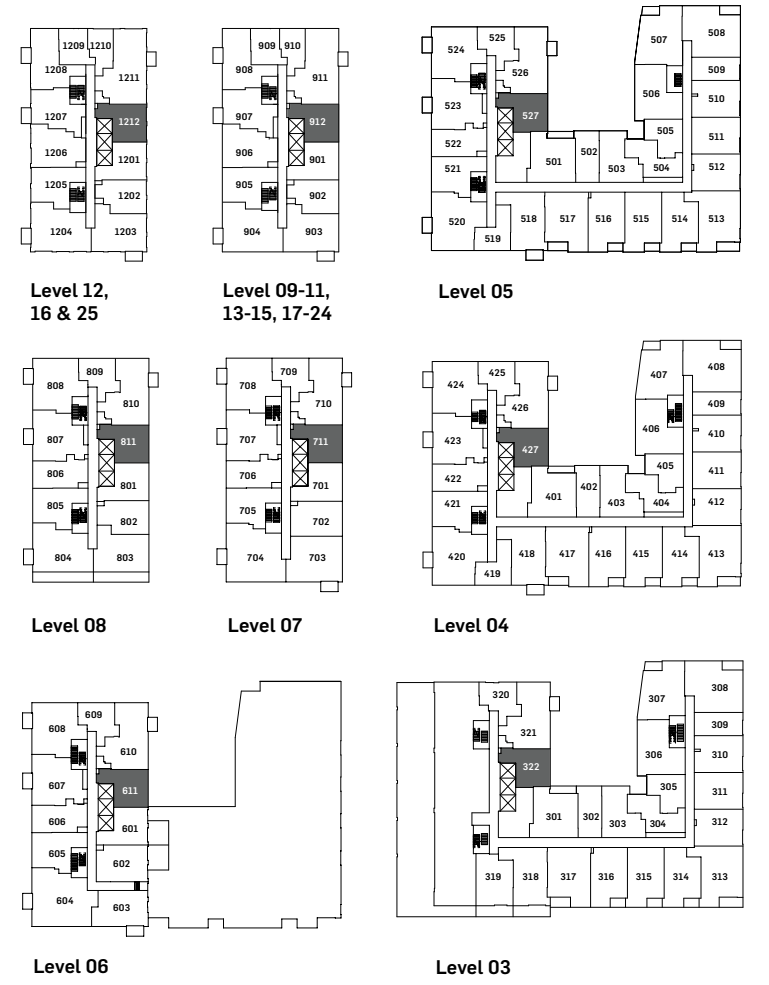
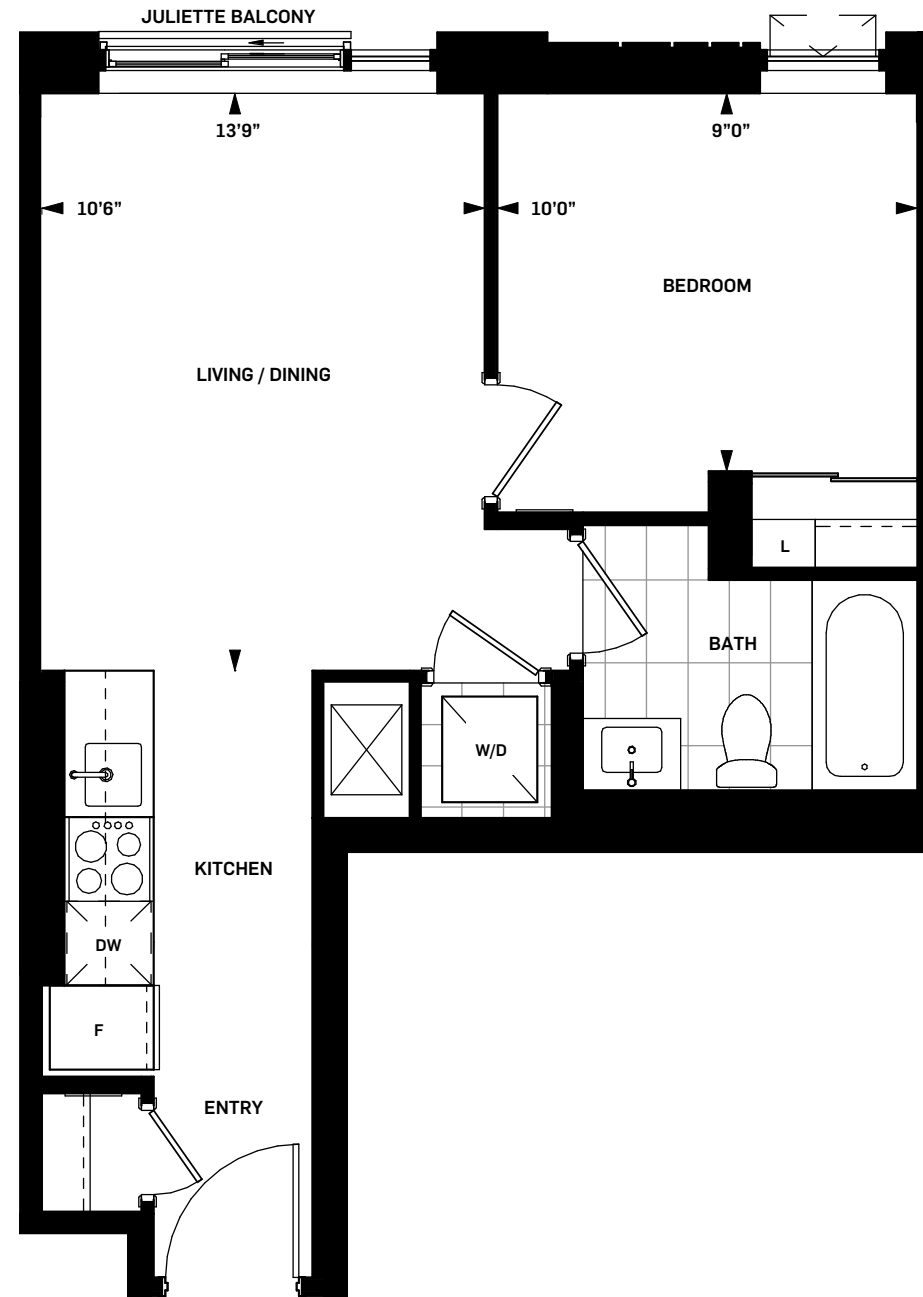
## GENEVA 1B-E | 1 BEDROOM

**SUITE AREA** 526 sq.ft.

**WHOLE LIFE  
CARBON IMPACT**

**58**  
tonnes CO<sub>2</sub>

**Daniels**  
love where you live™



Drawings are not to scale. All areas and stated room dimensions are approximate. Note: Actual usable floor space may vary from the stated floor area. Floor area is measured in accordance with the HCRA directive on floor area calculations. Size and location of windows may vary. The purchaser acknowledges that the actual unit purchased may be a reversed mirror layout of the plan shown. Outdoor area will vary depending on unit location within the building. Illustration is artist's concept. E. & O. E. Please speak with a Sales Representative for details.



DANIELS ON  
**PARLIAMENT**  
SOUTH TOWER

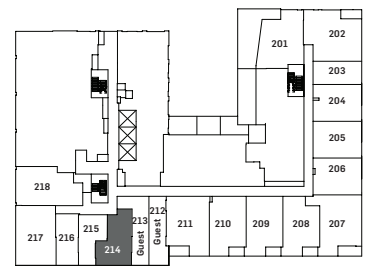
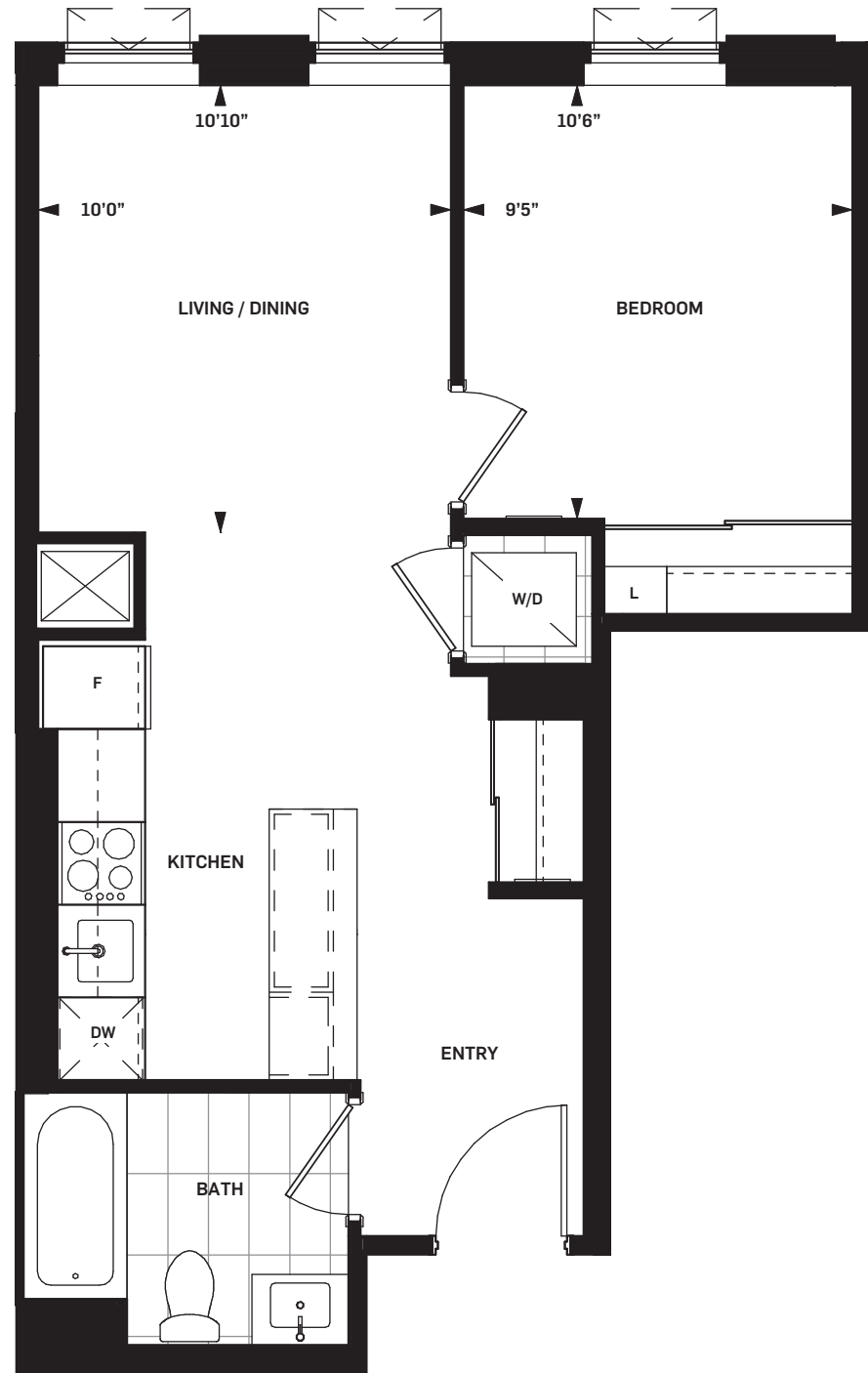
**HAMILTON**  
1B-J | 1 BEDROOM

SUITE AREA 545 sq.ft.

WHOLE LIFE  
CARBON IMPACT

**60**  
tonnes CO<sub>2</sub>

**Daniels**  
love where you live™



Level 02



Drawings are not to scale. All areas and stated room dimensions are approximate. Note: Actual usable floor space may vary from the stated floor area. Floor area is measured in accordance with the HCRA directive on floor area calculations. Size and location of windows may vary. The purchaser acknowledges that the actual unit purchased may be a reversed mirror layout of the plan shown. Outdoor area will vary depending on unit location within the building. Illustration is artist's concept. E. & O. E. Please speak with a Sales Representative for details.



DANIELS ON  
**PARLIAMENT**  
SOUTH TOWER

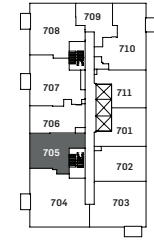
**MATILDA**  
1B-K (BF) | 1 BEDROOM

SUITE AREA 576 sq.ft.

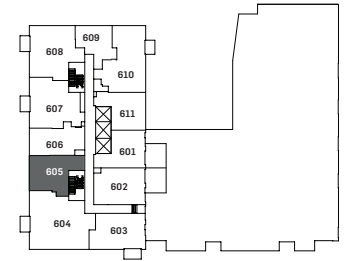
**WHOLE LIFE  
CARBON IMPACT**

**64**  
tonnes CO<sub>2</sub>

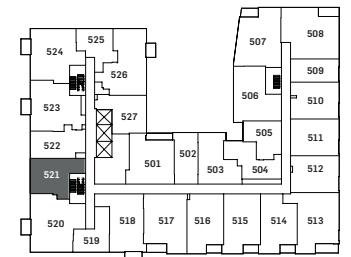
**Daniels**  
love where you live™



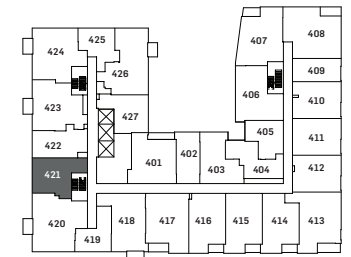
Level 07



Level 06



Level 05



Level 04



Drawings are not to scale. All areas and stated room dimensions are approximate. Note: Actual usable floor space may vary from the stated floor area. Floor area is measured in accordance with the HCRA directive on floor area calculations. Size and location of windows may vary. The purchaser acknowledges that the actual unit purchased may be a reversed mirror layout of the plan shown. Outdoor area will vary depending on unit location within the building. Illustration is artist's concept. E. & O. E. Please speak with a Sales Representative for details.





DANIELS ON  
**PARLIAMENT**  
SOUTH TOWER

**MUNRO**

1B-L (BF) | 1 BEDROOM

SUITE AREA

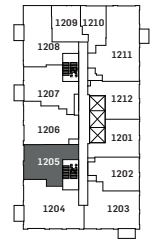
579 sq.ft.

WHOLE LIFE  
CARBON IMPACT

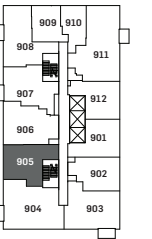
**64**

tonnes CO<sub>2</sub>

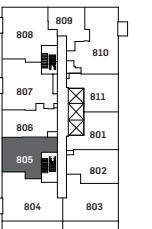
**Daniels**  
love where you live™



Level 12,  
16 & 25



Level 09-11,  
13-15, 17-24



Level 08



Drawings are not to scale. All areas and stated room dimensions are approximate. Note: Actual usable floor space may vary from the stated floor area. Floor area is measured in accordance with the HCRA directive on floor area calculations. Size and location of windows may vary. The purchaser acknowledges that the actual unit purchased may be a reversed mirror layout of the plan shown. Outdoor area will vary depending on unit location within the building. Illustration is artist's concept. E. & O. E. Please speak with a Sales Representative for details.



DANIELS ON  
**PARLIAMENT**  
SOUTH TOWER

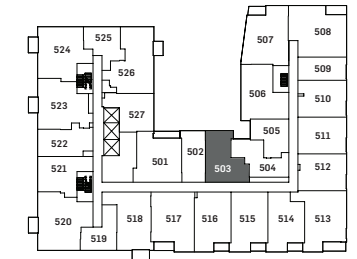
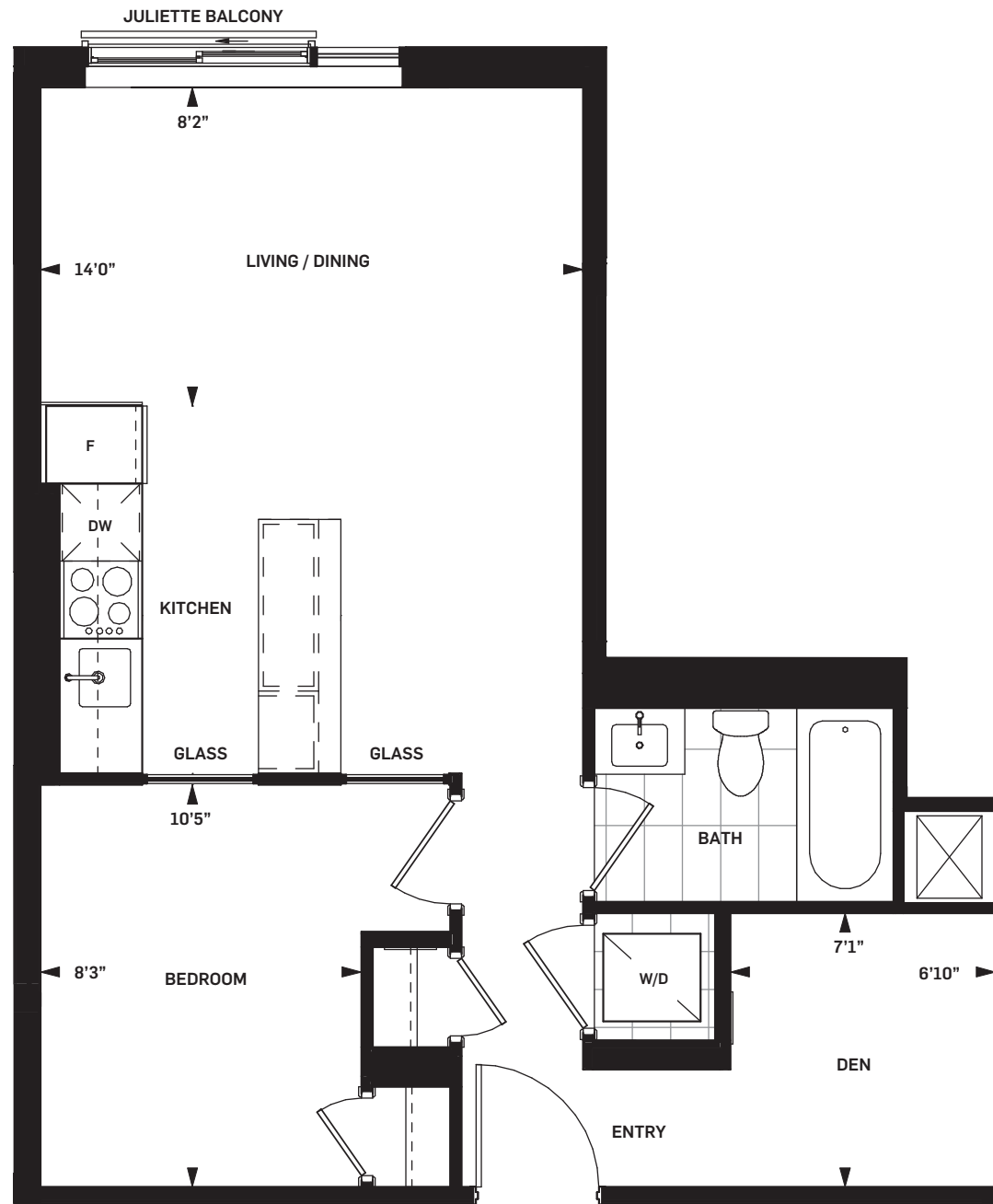
**BLACKBURN**  
1BD-A | 1 BEDROOM + DEN

SUITE AREA 592 sq.ft.

WHOLE LIFE  
CARBON IMPACT

**66**  
tonnes CO<sub>2</sub>

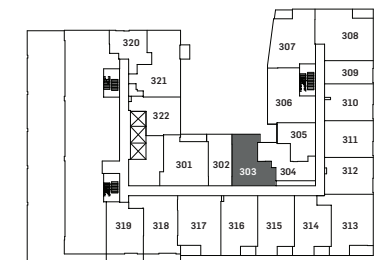
**Daniels**  
love where you live™



Level 05



Level 04



Level 03



Drawings are not to scale. All areas and stated room dimensions are approximate. Note: Actual usable floor space may vary from the stated floor area. Floor area is measured in accordance with the HCRA directive on floor area calculations. Size and location of windows may vary. The purchaser acknowledges that the actual unit purchased may be a reversed mirror layout of the plan shown. Outdoor area will vary depending on unit location within the building. Illustration is artist's concept. E. & O. E. Please speak with a Sales Representative for details.



# DANIELS ON PARLIAMENT

**SOUTH TOWER**

## SIMPSON

1BD-B | 1 BEDROOM + DEN

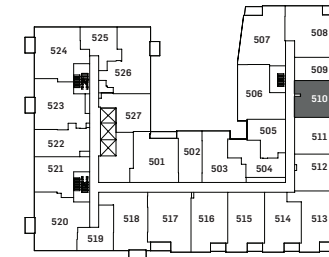
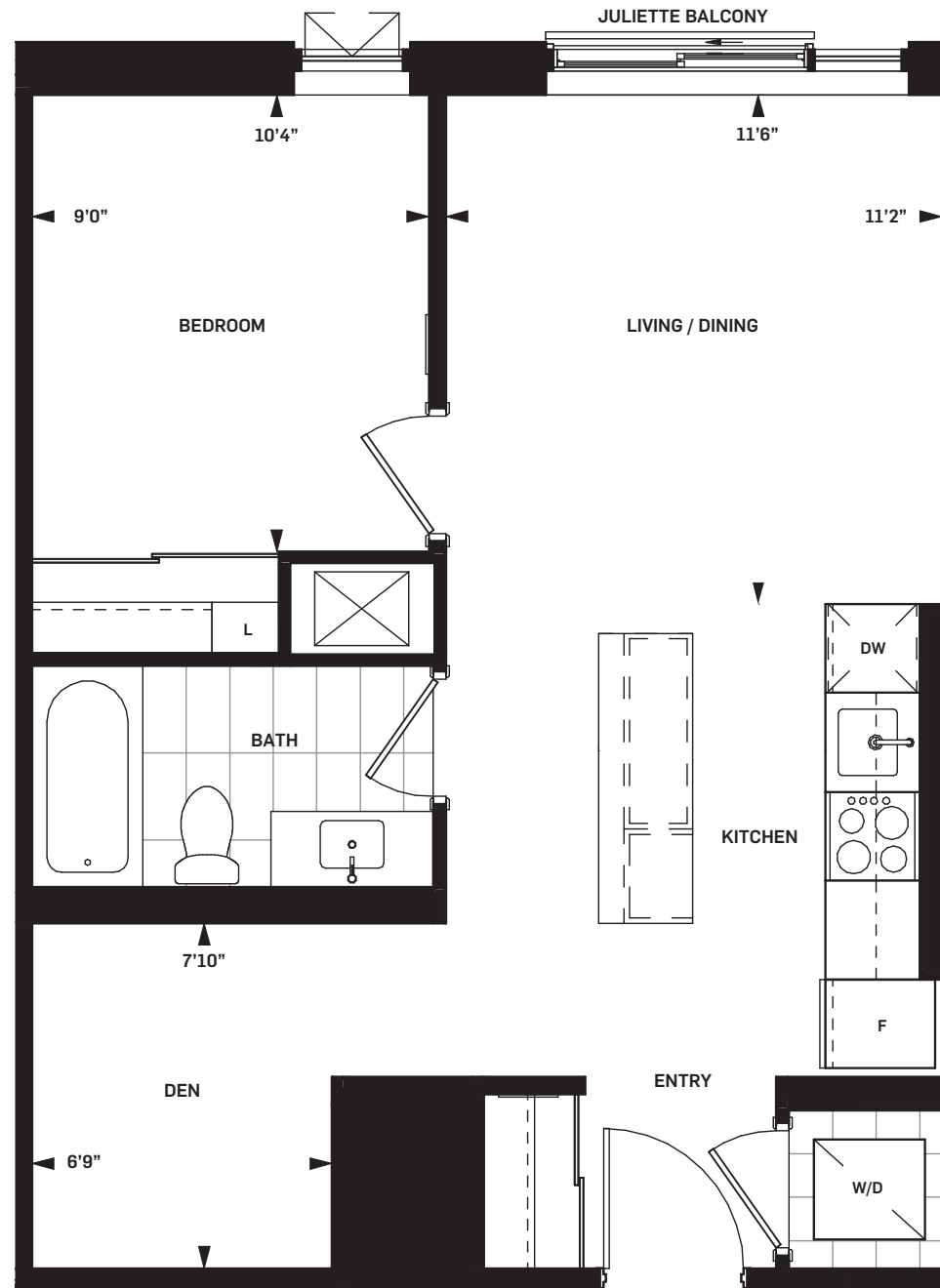
SUITE AREA

595 sq.ft.

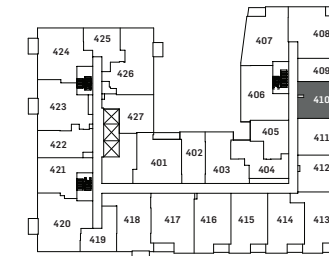
**WHOLE LIFE  
CARBON IMPACT**

**66**  
tonnes CO<sub>2</sub>

**Daniels**  
love where you live™



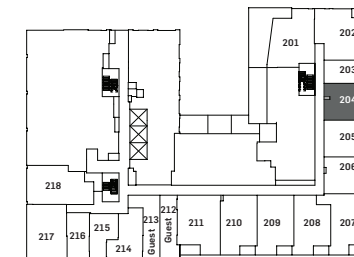
Level 05



Level 04



Level 03



Level 02



Drawings are not to scale. All areas and stated room dimensions are approximate. Note: Actual usable floor space may vary from the stated floor area. Floor area is measured in accordance with the HCRA directive on floor area calculations. Size and location of windows may vary. The purchaser acknowledges that the actual unit purchased may be a reversed mirror layout of the plan shown. Outdoor area will vary depending on unit location within the building. Illustration is artist's concept. E. & O. E. Please speak with a Sales Representative for details.



DANIELS ON  
**PARLIAMENT**  
SOUTH TOWER

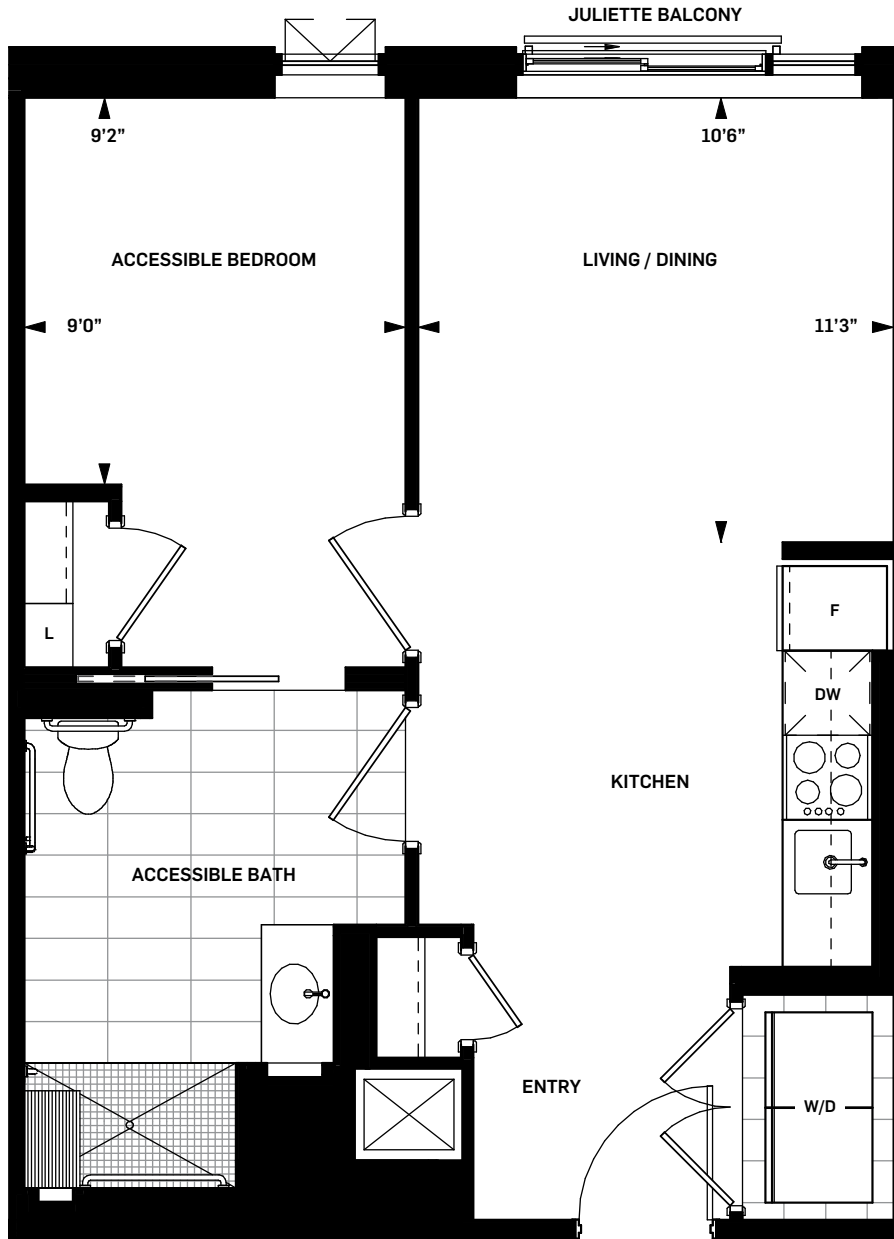
**MAPLE**  
1B-N ADP | 1 BEDROOM

SUITE AREA 596 sq.ft.

WHOLE LIFE  
CARBON IMPACT

**66**  
tonnes CO<sub>2</sub>

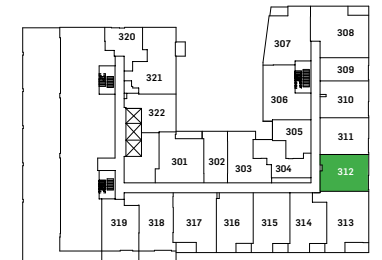
**Daniels**  
love where you live™



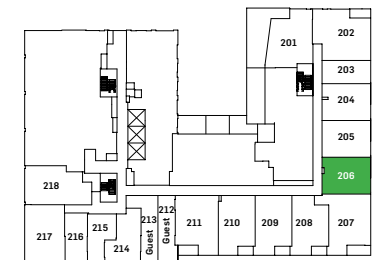
Level 05



Level 04



Level 03



Level 02



Drawings are not to scale. All areas and stated room dimensions are approximate. Note: Actual usable floor space may vary from the stated floor area. Floor area is measured in accordance with the HCRA directive on floor area calculations. Size and location of windows may vary. The purchaser acknowledges that the actual unit purchased may be a reversed mirror layout of the plan shown. Outdoor area will vary depending on unit location within the building. Illustration is artist's concept. E. & O. E. Please speak with a Sales Representative for details.





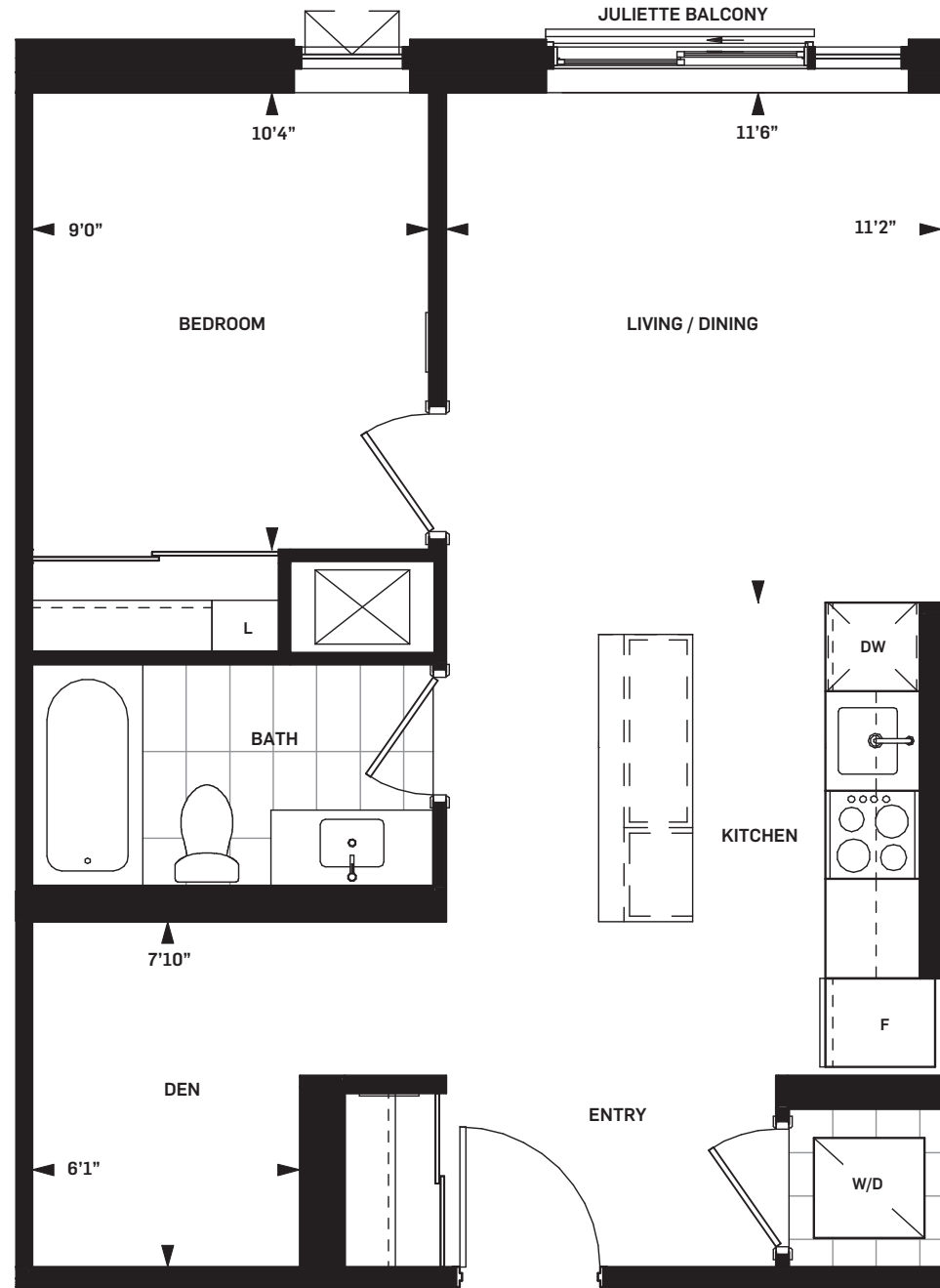
DANIELS ON  
**PARLIAMENT**  
SOUTH TOWER

**LANGLEY**  
1BD-D | 1 BEDROOM + DEN

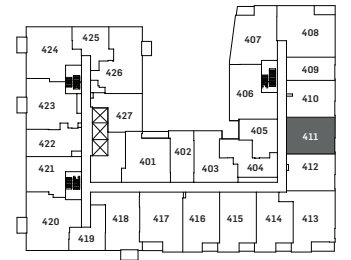
SUITE AREA 603 sq.ft.

**WHOLE LIFE  
CARBON IMPACT**  
**67**  
tonnes CO<sub>2</sub>

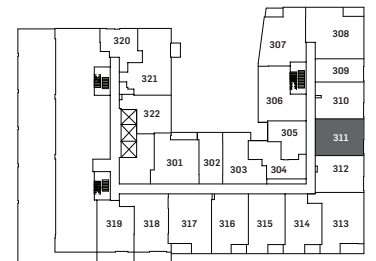
**Daniels**  
love where you live™



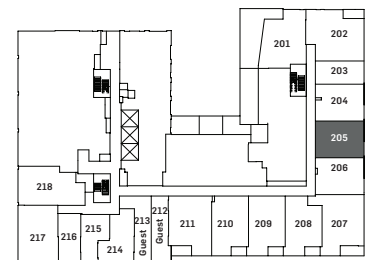
Level 05



Level 04



Level 03



Level 02



Drawings are not to scale. All areas and stated room dimensions are approximate. Note: Actual usable floor space may vary from the stated floor area. Floor area is measured in accordance with the HCRA directive on floor area calculations. Size and location of windows may vary. The purchaser acknowledges that the actual unit purchased may be a reversed mirror layout of the plan shown. Outdoor area will vary depending on unit location within the building. Illustration is artist's concept. E. & O. E. Please speak with a Sales Representative for details.





DANIELS ON  
**PARLIAMENT**  
SOUTH TOWER

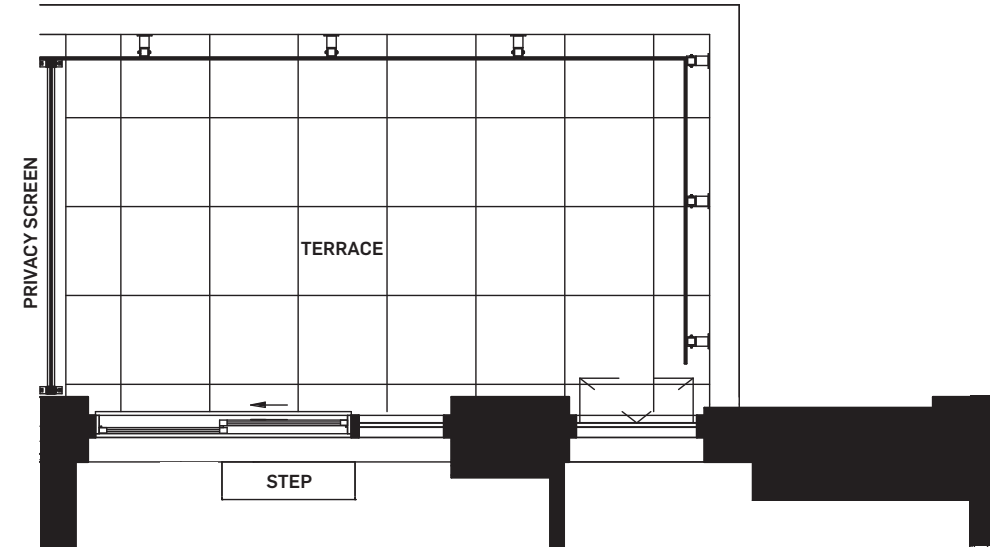
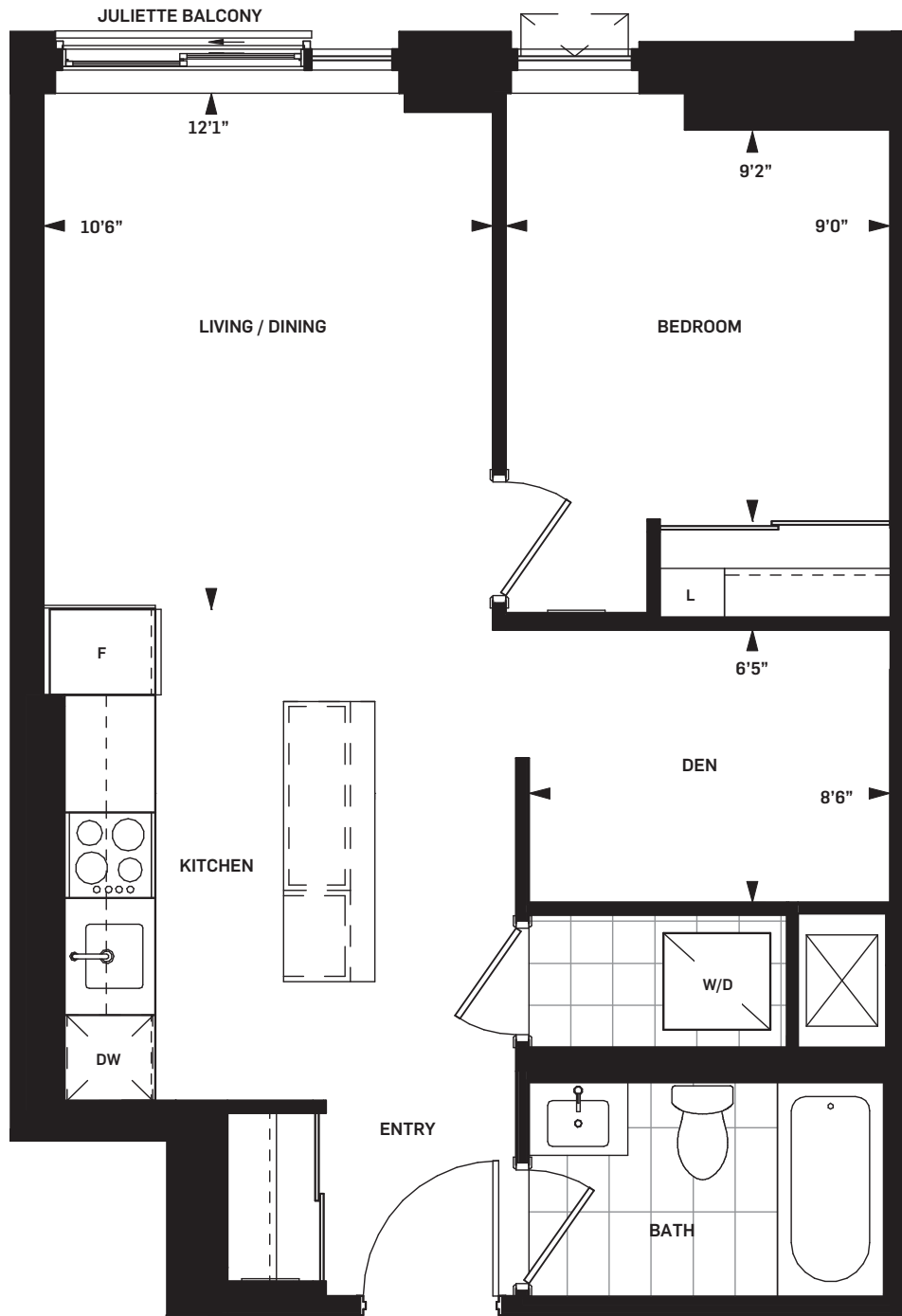
**MILBROOK**  
1BD-F | 1 BEDROOM + DEN

SUITE AREA 622 sq.ft.

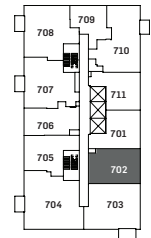
**WHOLE LIFE  
CARBON IMPACT**

**69**  
tonnes CO<sub>2</sub>

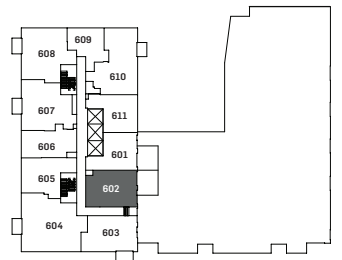
**Daniels**  
love where you live™



Terrace on Level 6  
SUITE AREA: 622 sq ft  
OUTDOOR AREA: 111 sq ft  
TOTAL AREA: 733 sq ft



Level 07



Level 06



Drawings are not to scale. All areas and stated room dimensions are approximate. Note: Actual usable floor space may vary from the stated floor area. Floor area is measured in accordance with the HCRA directive on floor area calculations. Size and location of windows may vary. The purchaser acknowledges that the actual unit purchased may be a reversed mirror layout of the plan shown. Outdoor area will vary depending on unit location within the building. Illustration is artist's concept. E. & O. E. Please speak with a Sales Representative for details.



DANIELS ON  
**PARLIAMENT**  
SOUTH TOWER

**HOGARTH**

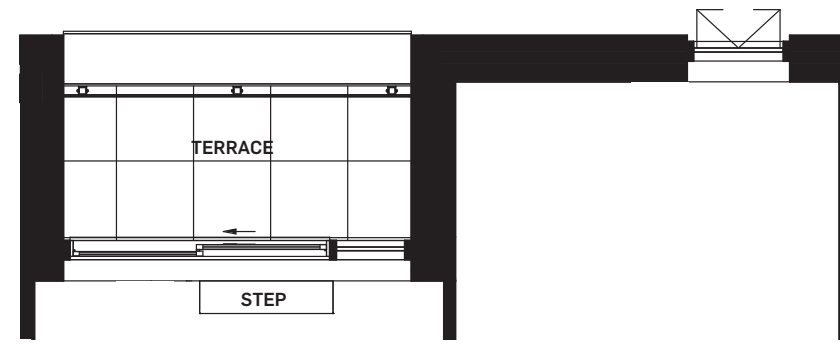
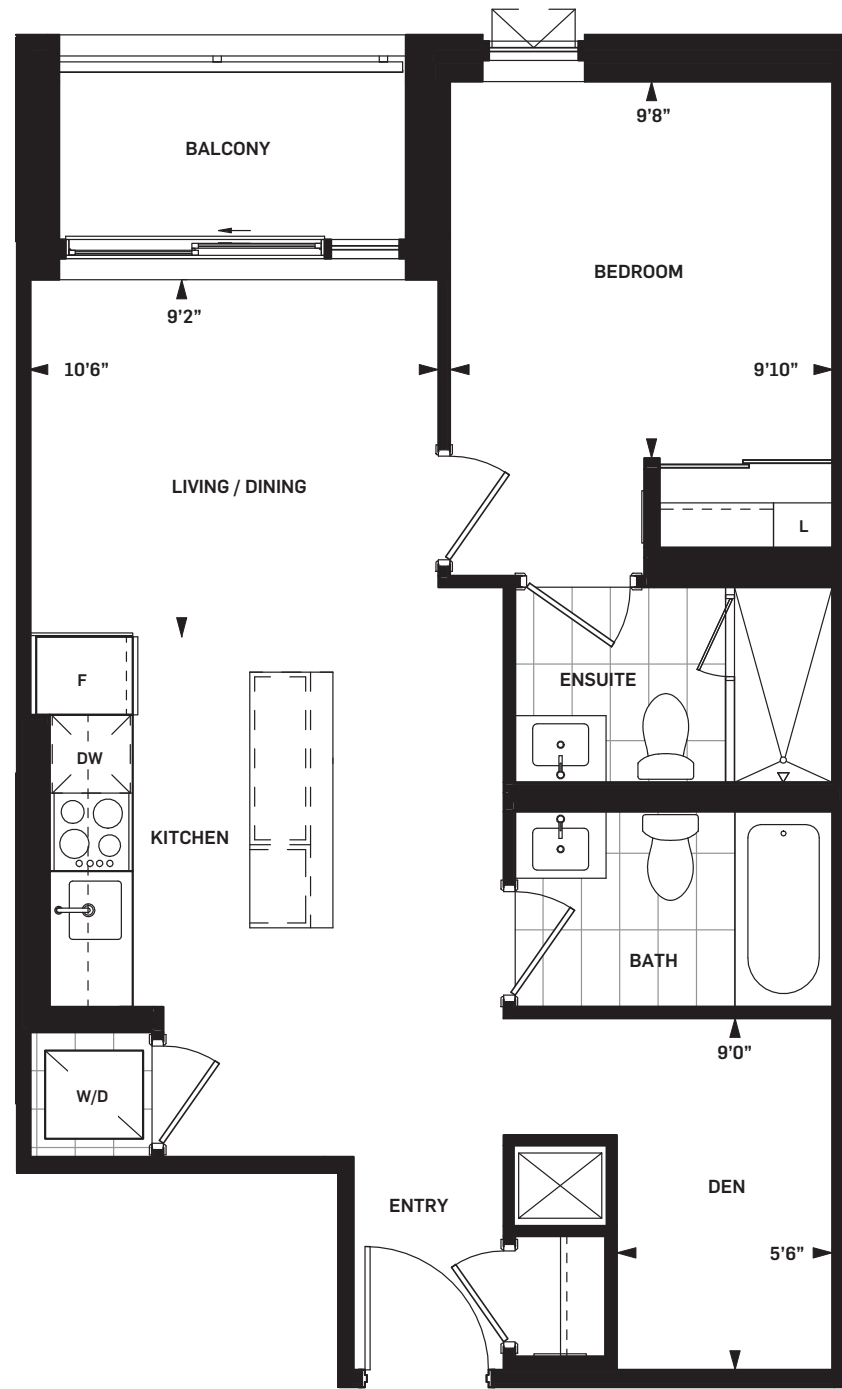
1BD-G | 1 BEDROOM + DEN

SUITE AREA 647 sq.ft.  
OUTDOOR AREA 38 sq.ft.  
TOTAL AREA 685 sq.ft.

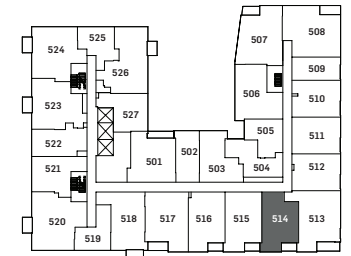
WHOLE LIFE  
CARBON IMPACT

**72**  
tonnes CO<sub>2</sub>

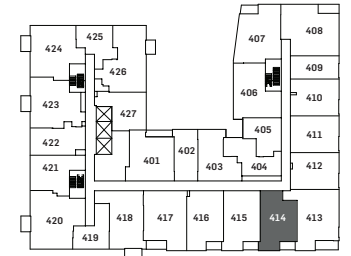
**Daniels**  
love where you live™



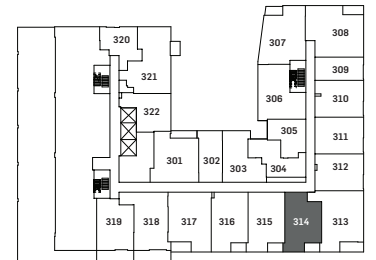
Terrace on Level 2  
SUITE AREA: 647 sq ft  
OUTDOOR AREA: 33 sq ft  
TOTAL AREA: 680 sq ft



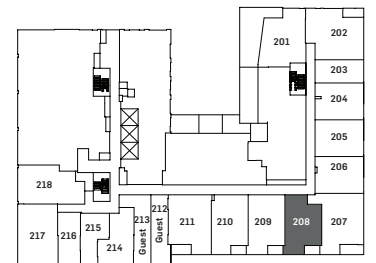
Level 05



Level 04



Level 03



Level 02



Drawings are not to scale. All areas and stated room dimensions are approximate. Note: Actual usable floor space may vary from the stated floor area. Floor area is measured in accordance with the HCRA directive on floor area calculations. Size and location of windows may vary. The purchaser acknowledges that the actual unit purchased may be a reversed mirror layout of the plan shown. Outdoor area will vary depending on unit location within the building. Illustration is artist's concept. E. & O. E. Please speak with a Sales Representative for details.



DANIELS ON  
**PARLIAMENT**  
SOUTH TOWER

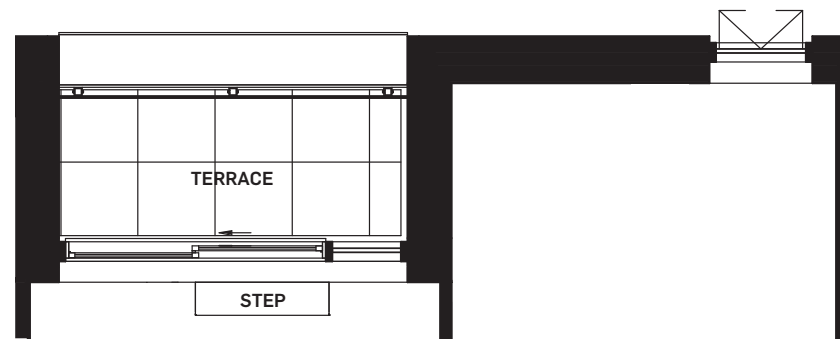
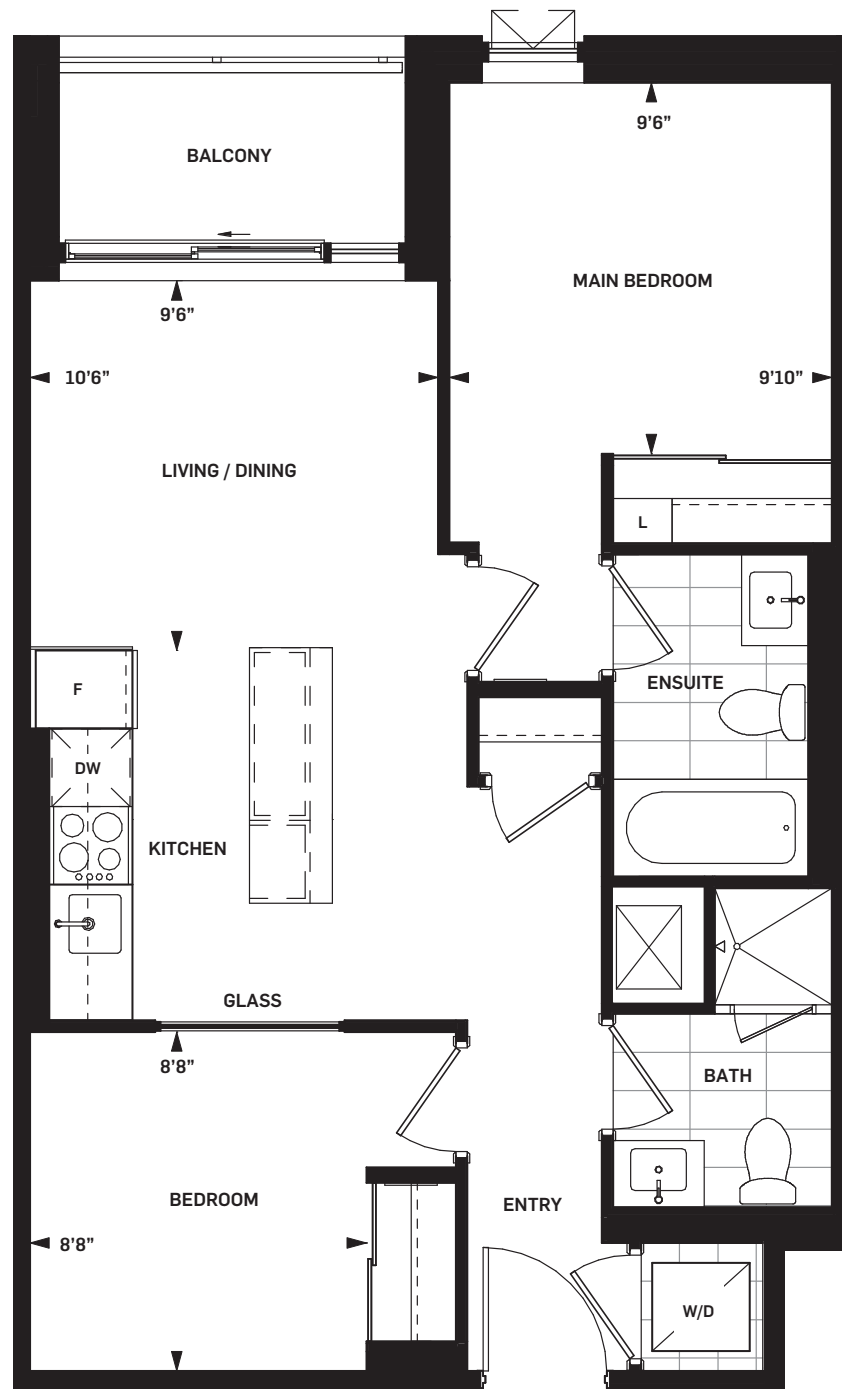
**WOLFREY**  
2B-J | 2 BEDROOM

**SUITE AREA** 682 sq.ft.  
**OUTDOOR AREA** 39 sq.ft.  
**TOTAL AREA** 721 sq.ft.

**WHOLE LIFE  
CARBON IMPACT**

**76**  
tonnes CO<sub>2</sub>

**Daniels**  
love where you live™



Terrace on Level 2  
SUITE AREA: 682 sq ft  
OUTDOOR AREA: 33 sq ft  
TOTAL AREA: 715 sq ft



Level 05



Level 04



Level 03



Level 02



Drawings are not to scale. All areas and stated room dimensions are approximate. Note: Actual usable floor space may vary from the stated floor area. Floor area is measured in accordance with the HCRA directive on floor area calculations. Size and location of windows may vary. The purchaser acknowledges that the actual unit purchased may be a reversed mirror layout of the plan shown. Outdoor area will vary depending on unit location within the building. Illustration is artist's concept. E. & O. E. Please speak with a Sales Representative for details.



DANIELS ON  
**PARLIAMENT**  
SOUTH TOWER

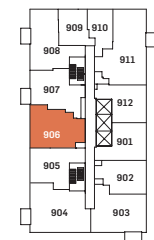
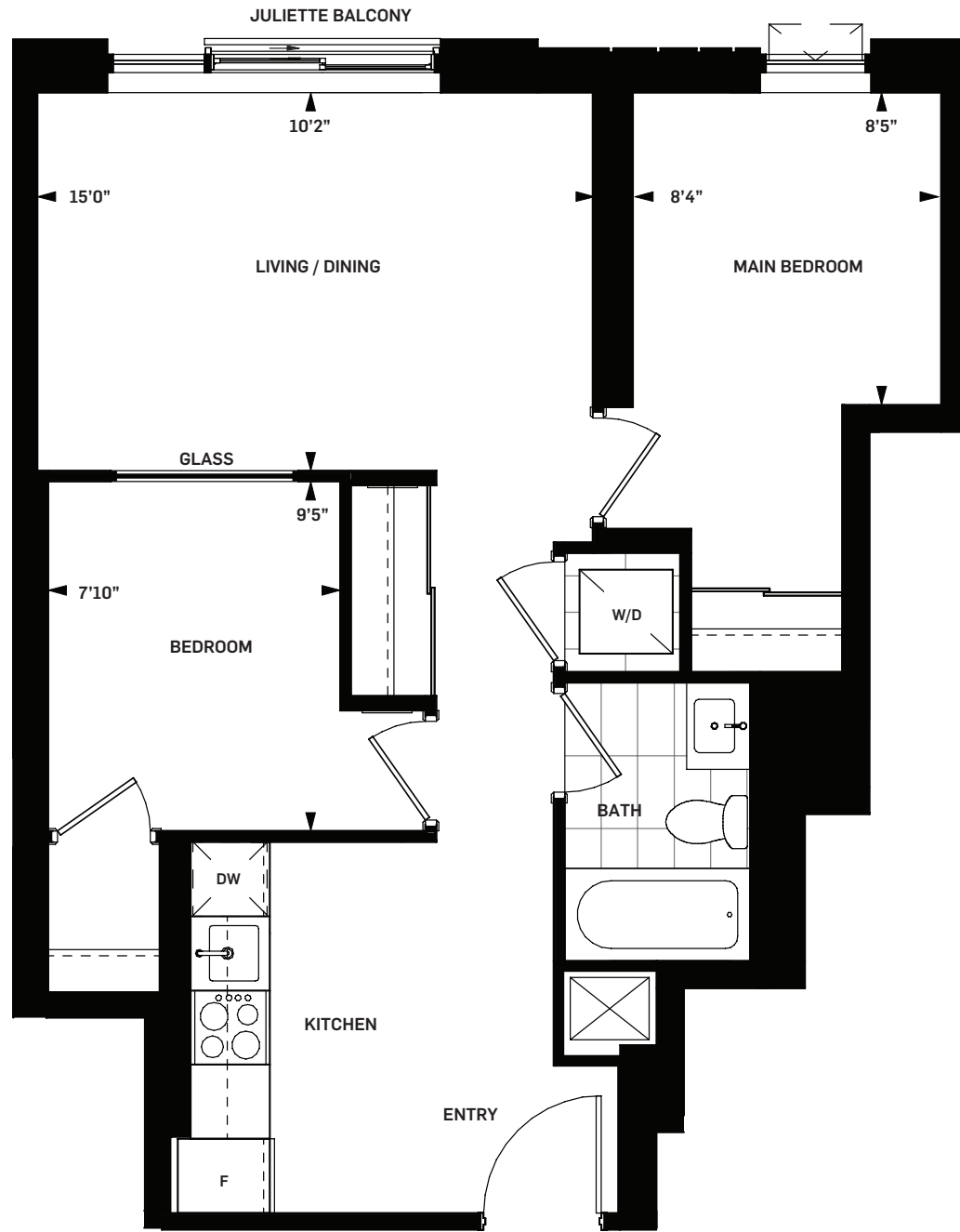
**HOWIE**  
2B-G | 2 BEDROOM

SUITE AREA 684 sq.ft.

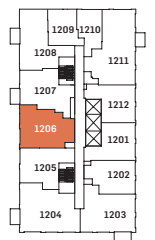
WHOLE LIFE  
CARBON IMPACT

**76**  
tonnes CO<sub>2</sub>

**Daniels**  
love where you live™



Level 09-11,  
13-15, 17-24



Level 12,  
16 & 25



Drawings are not to scale. All areas and stated room dimensions are approximate. Note: Actual usable floor space may vary from the stated floor area. Floor area is measured in accordance with the HCRA directive on floor area calculations. Size and location of windows may vary. The purchaser acknowledges that the actual unit purchased may be a reversed mirror layout of the plan shown. Outdoor area will vary depending on unit location within the building. Illustration is artist's concept. E. & O. E. Please speak with a Sales Representative for details.



DANIELS ON  
**PARLIAMENT**  
SOUTH TOWER

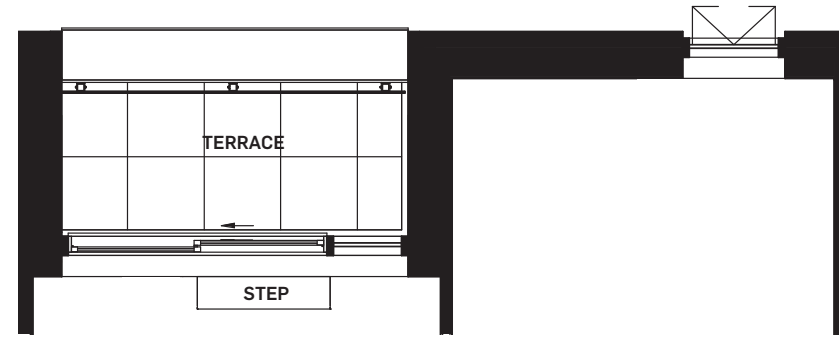
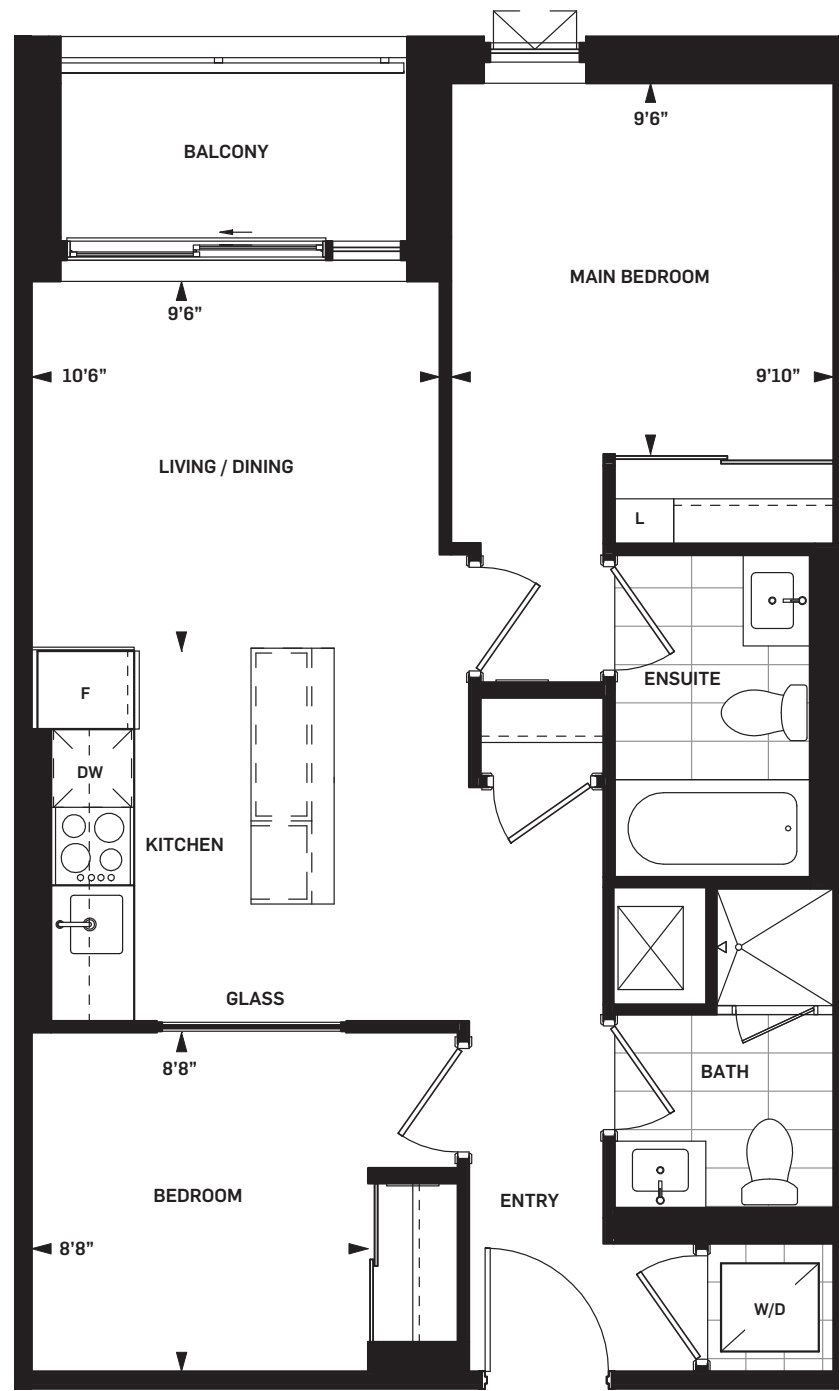
**BOWDEN**  
2B-K | 2 BEDROOM

**SUITE AREA** 693 sq.ft.  
**OUTDOOR AREA** 38 sq.ft.  
**TOTAL AREA** 731 sq.ft.

**WHOLE LIFE  
CARBON IMPACT**

**77**  
tonnes CO<sub>2</sub>

**Daniels**  
love where you live™



Terrace on Level 2  
SUITE AREA: 693 sq ft  
OUTDOOR AREA: 33 sq ft  
TOTAL AREA: 726 sq ft



Level 05



Level 04



Level 03



Level 02



Drawings are not to scale. All areas and stated room dimensions are approximate. Note: Actual usable floor space may vary from the stated floor area. Floor area is measured in accordance with the HCRA directive on floor area calculations. Size and location of windows may vary. The purchaser acknowledges that the actual unit purchased may be a reversed mirror layout of the plan shown. Outdoor area will vary depending on unit location within the building. Illustration is artist's concept. E. & O. E. Please speak with a Sales Representative for details.





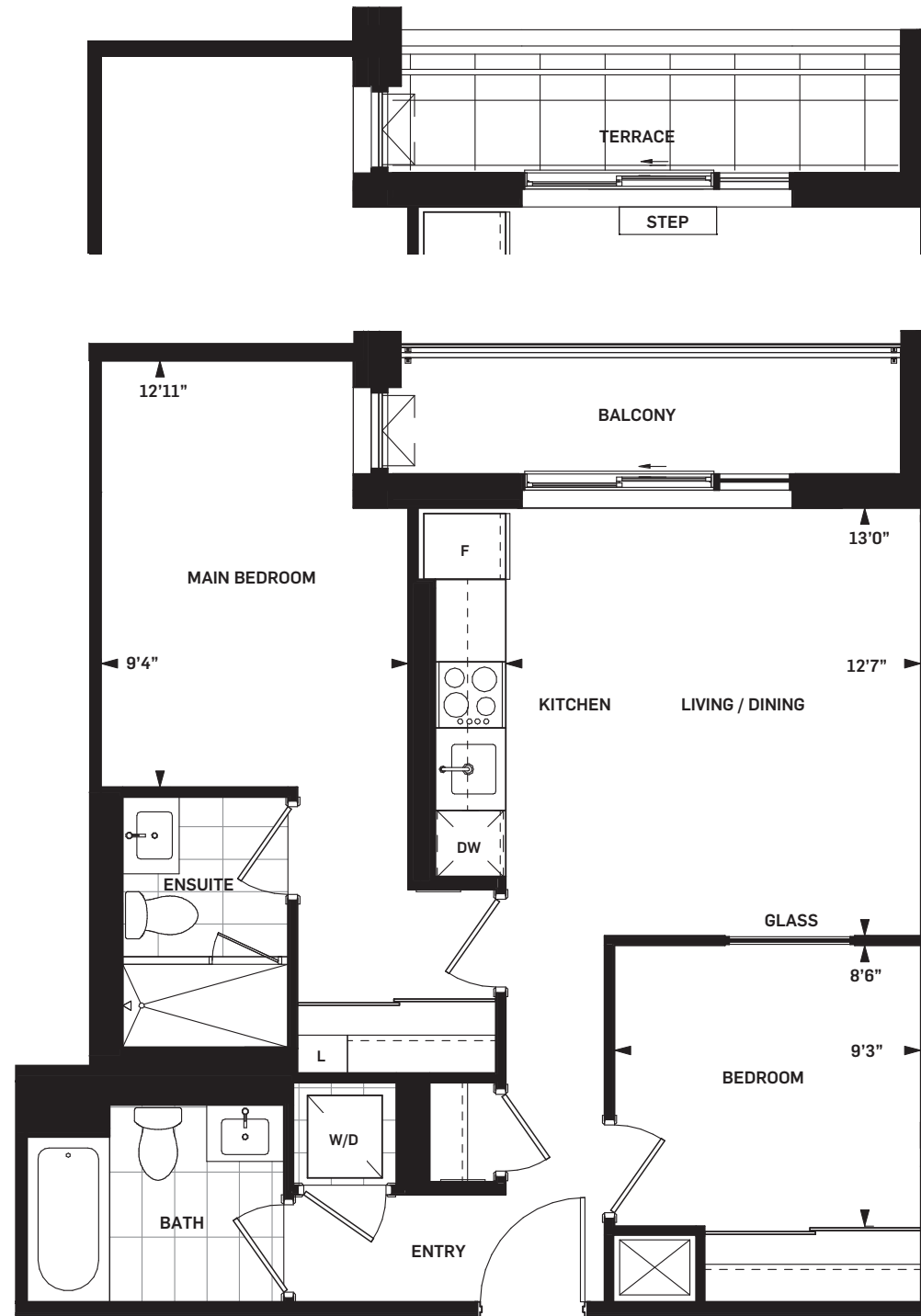
DANIELS ON  
**PARLIAMENT**  
SOUTH TOWER

**HAMPTON**  
2B-P | 2 BEDROOM

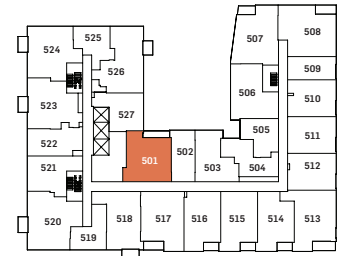
**SUITE AREA** 723 sq.ft.  
**OUTDOOR AREA** 54 sq.ft.  
**TOTAL AREA** 777 sq.ft.

**WHOLE LIFE  
CARBON IMPACT**  
**80**  
tonnes CO<sub>2</sub>

**Daniels**  
love where you live™



Terrace on Level 3  
SUITE AREA: 723 sq ft  
OUTDOOR AREA: 51 sq ft  
TOTAL AREA: 774 sq ft



Level 05



Level 04



Level 03



Drawings are not to scale. All areas and stated room dimensions are approximate. Note: Actual usable floor space may vary from the stated floor area. Floor area is measured in accordance with the HCRA directive on floor area calculations. Size and location of windows may vary. The purchaser acknowledges that the actual unit purchased may be a reversed mirror layout of the plan shown. Outdoor area will vary depending on unit location within the building. Illustration is artist's concept. E. & O. E. Please speak with a Sales Representative for details.



# DANIELS ON PARLIAMENT

SOUTH TOWER

## WITHROW 2B-CC | 2 BEDROOM

**SUITE AREA** 726 sq.ft.  
**OUTDOOR AREA** 51 sq.ft.  
**TOTAL AREA** 777 sq.ft.

**WHOLE LIFE  
CARBON IMPACT**

**80**  
tonnes CO<sub>2</sub>

**Daniels**  
love where you live™



Level 09-11,  
13-15, 17-24

Level 12,  
16 & 25



Drawings are not to scale. All areas and stated room dimensions are approximate. Note: Actual usable floor space may vary from the stated floor area. Floor area is measured in accordance with the HCRA directive on floor area calculations. Size and location of windows may vary. The purchaser acknowledges that the actual unit purchased may be a reversed mirror layout of the plan shown. Outdoor area will vary depending on unit location within the building. Illustration is artist's concept. E. & O. E. Please speak with a Sales Representative for details.



# DANIELS ON PARLIAMENT

**SOUTH TOWER**

## GARNOCK 2B-Q | 2 BEDROOM

**SUITE AREA**

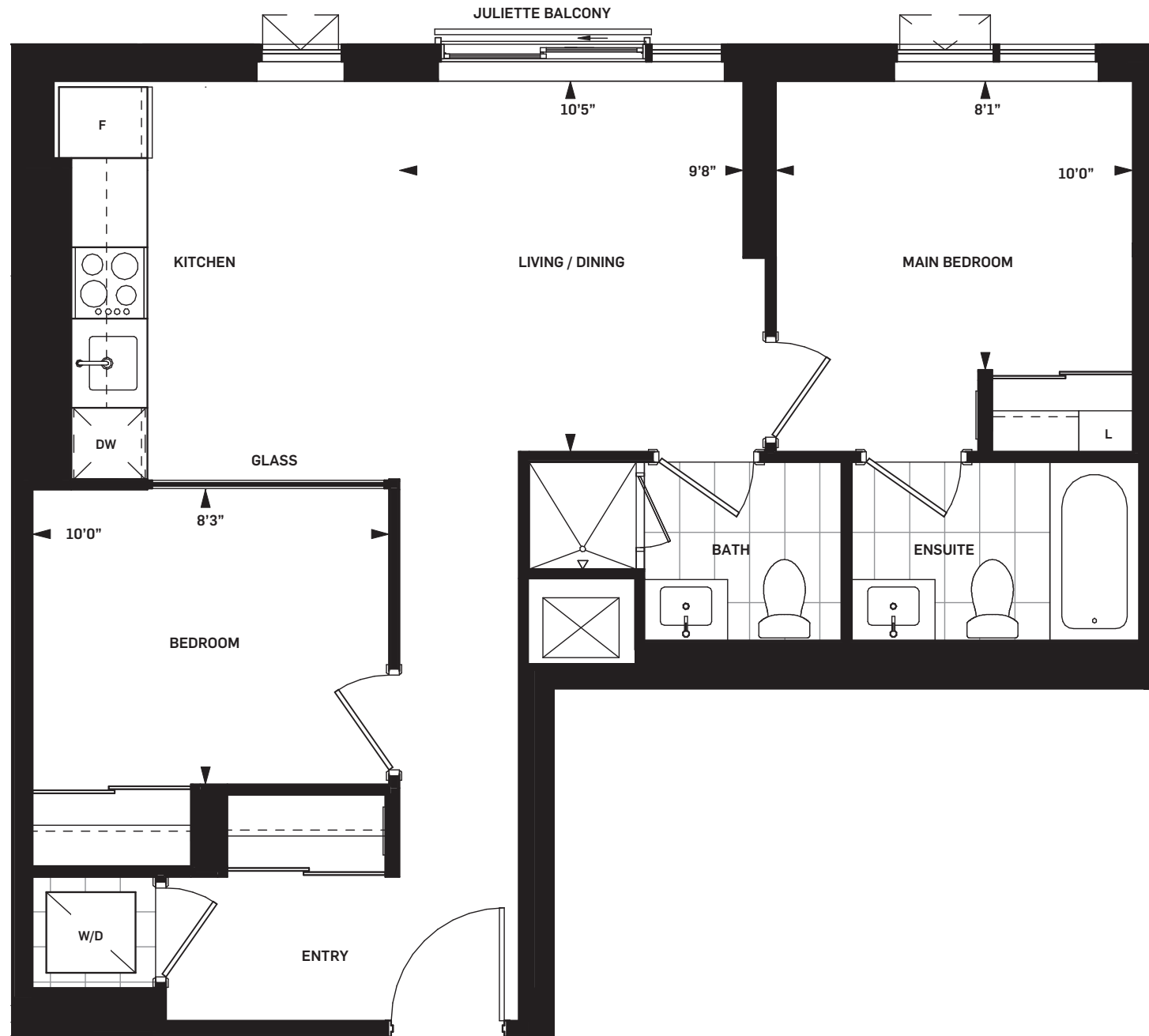
**737 sq.ft.**

**WHOLE LIFE  
CARBON IMPACT**

**82**

tonnes CO<sub>2</sub>

**Daniels**  
love where you live™



Level 05



Level 04



Level 03



Drawings are not to scale. All areas and stated room dimensions are approximate. Note: Actual usable floor space may vary from the stated floor area. Floor area is measured in accordance with the HCRA directive on floor area calculations. Size and location of windows may vary. The purchaser acknowledges that the actual unit purchased may be a reversed mirror layout of the plan shown. Outdoor area will vary depending on unit location within the building. Illustration is artist's concept. E. & O. E. Please speak with a Sales Representative for details.



DANIELS ON  
**PARLIAMENT**  
SOUTH TOWER

**GRANDVIEW**  
2B-T | 2 BEDROOM

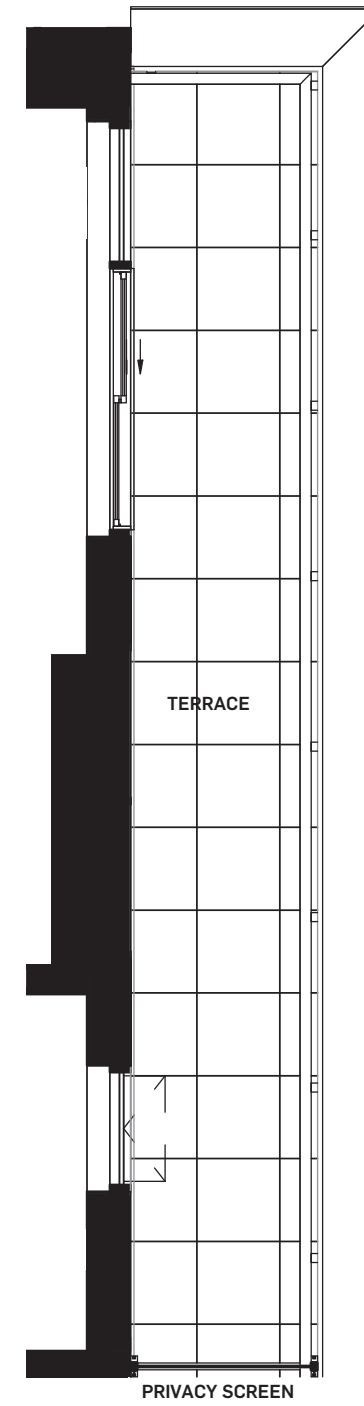
SUITE AREA 740 sq.ft.  
OUTDOOR AREA 47 sq.ft.  
TOTAL AREA 787 sq.ft.

WHOLE LIFE  
CARBON IMPACT

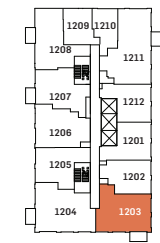
**82**

tonnes CO<sub>2</sub>

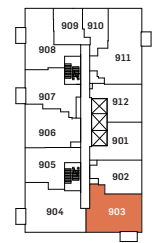
**Daniels**  
love where you live™



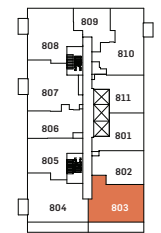
Terrace on Level 8  
SUITE AREA: 740 sq ft  
OUTDOOR AREA: 123 sq ft  
TOTAL AREA: 863 sq ft



Level 12,  
16 & 25



Level 09-11,  
13-15, 17-24



Level 08



Drawings are not to scale. All areas and stated room dimensions are approximate. Note: Actual usable floor space may vary from the stated floor area. Floor area is measured in accordance with the HCRA directive on floor area calculations. Size and location of windows may vary. The purchaser acknowledges that the actual unit purchased may be a reversed mirror layout of the plan shown. Outdoor area will vary depending on unit location within the building. Illustration is artist's concept. E. & O. E. Please speak with a Sales Representative for details.



DANIELS ON  
**PARLIAMENT**  
SOUTH TOWER

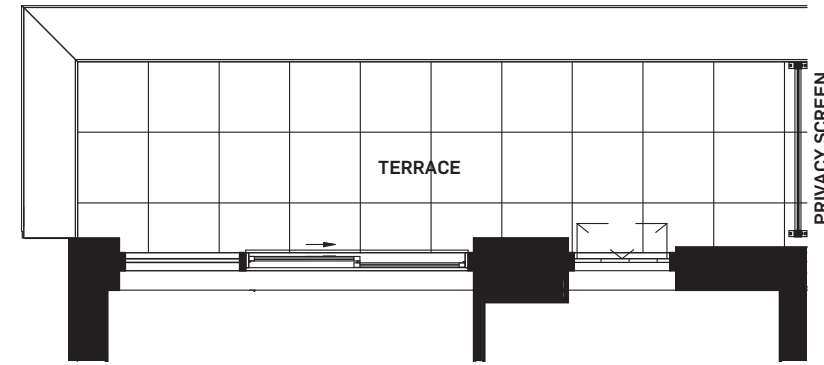
**SPARKHALL**  
2B-U | 2 BEDROOM

**SUITE AREA** 740 sq.ft.  
**OUTDOOR AREA** 52 sq.ft.  
**TOTAL AREA** 792 sq.ft.

**WHOLE LIFE  
CARBON IMPACT**

**82**  
tonnes CO<sub>2</sub>

**Daniels**  
love where you live™



Terrace on Level 3  
SUITE AREA: 740 sq ft  
OUTDOOR AREA: 99 sq ft  
TOTAL AREA: 839 sq ft



Level 05



Level 04



Level 03



Drawings are not to scale. All areas and stated room dimensions are approximate. Note: Actual usable floor space may vary from the stated floor area. Floor area is measured in accordance with the HCRA directive on floor area calculations. Size and location of windows may vary. The purchaser acknowledges that the actual unit purchased may be a reversed mirror layout of the plan shown. Outdoor area will vary depending on unit location within the building. Illustration is artist's concept. E. & O. E. Please speak with a Sales Representative for details.





DANIELS ON  
**PARLIAMENT**  
SOUTH TOWER

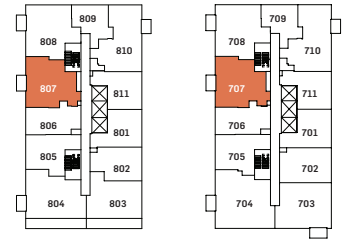
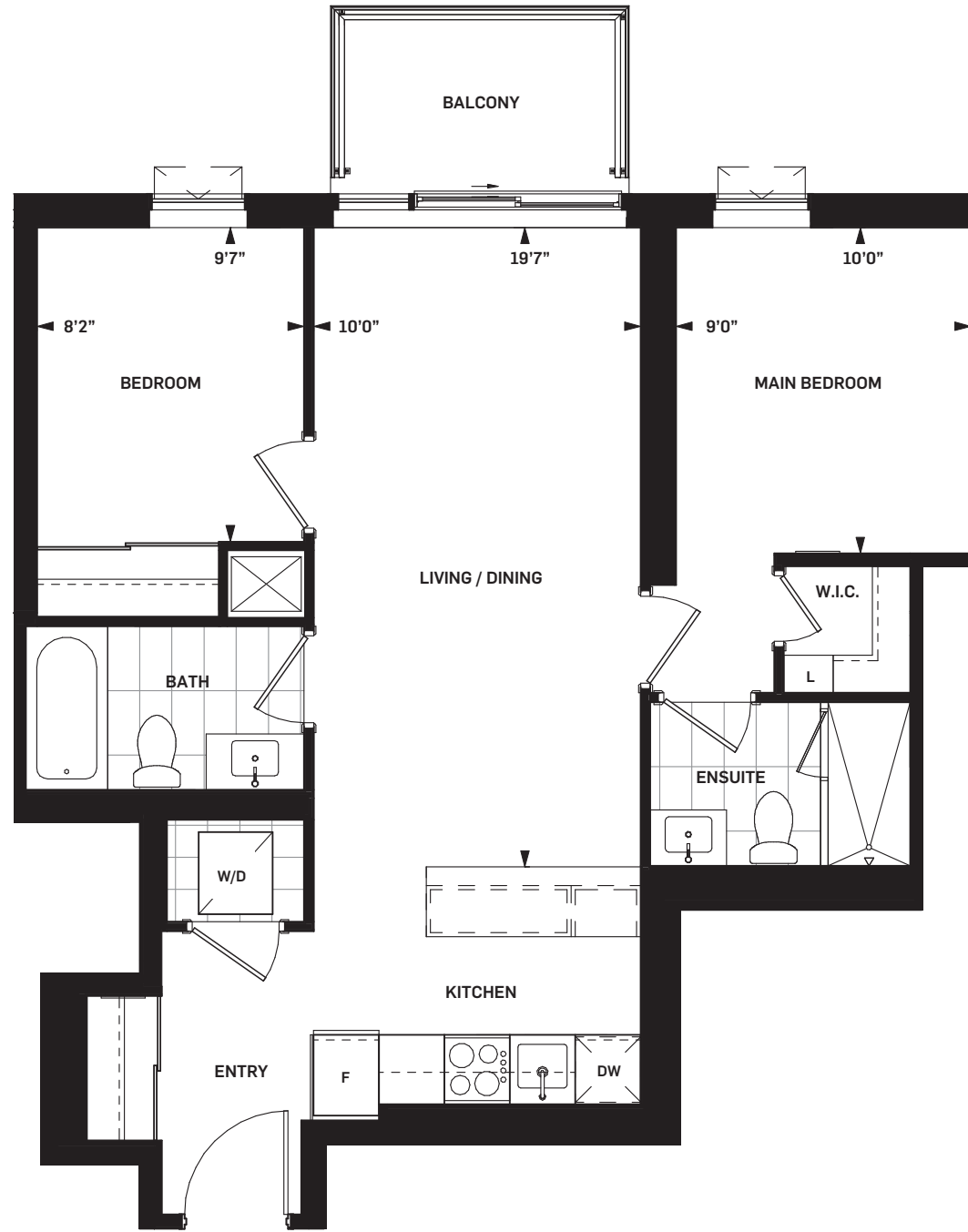
**BOULTON**  
2B-Z | 2 BEDROOM

**SUITE AREA** 791 sq.ft.  
**OUTDOOR AREA** 41 sq.ft.  
**TOTAL AREA** 832 sq.ft.

**WHOLE LIFE  
CARBON IMPACT**

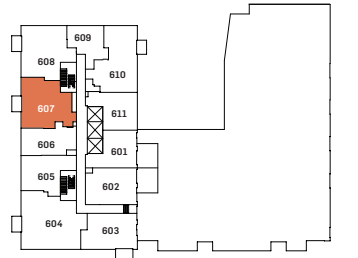
**88**  
tonnes CO<sub>2</sub>

**Daniels**  
love where you live™



Level 08

Level 07



Level 06



Level 05



Level 04



Drawings are not to scale. All areas and stated room dimensions are approximate. Note: Actual usable floor space may vary from the stated floor area. Floor area is measured in accordance with the HCRA directive on floor area calculations. Size and location of windows may vary. The purchaser acknowledges that the actual unit purchased may be a reversed mirror layout of the plan shown. Outdoor area will vary depending on unit location within the building. Illustration is artist's concept. E. & O. E. Please speak with a Sales Representative for details.



# DANIELS ON PARLIAMENT

SOUTH TOWER

## TIVERTON

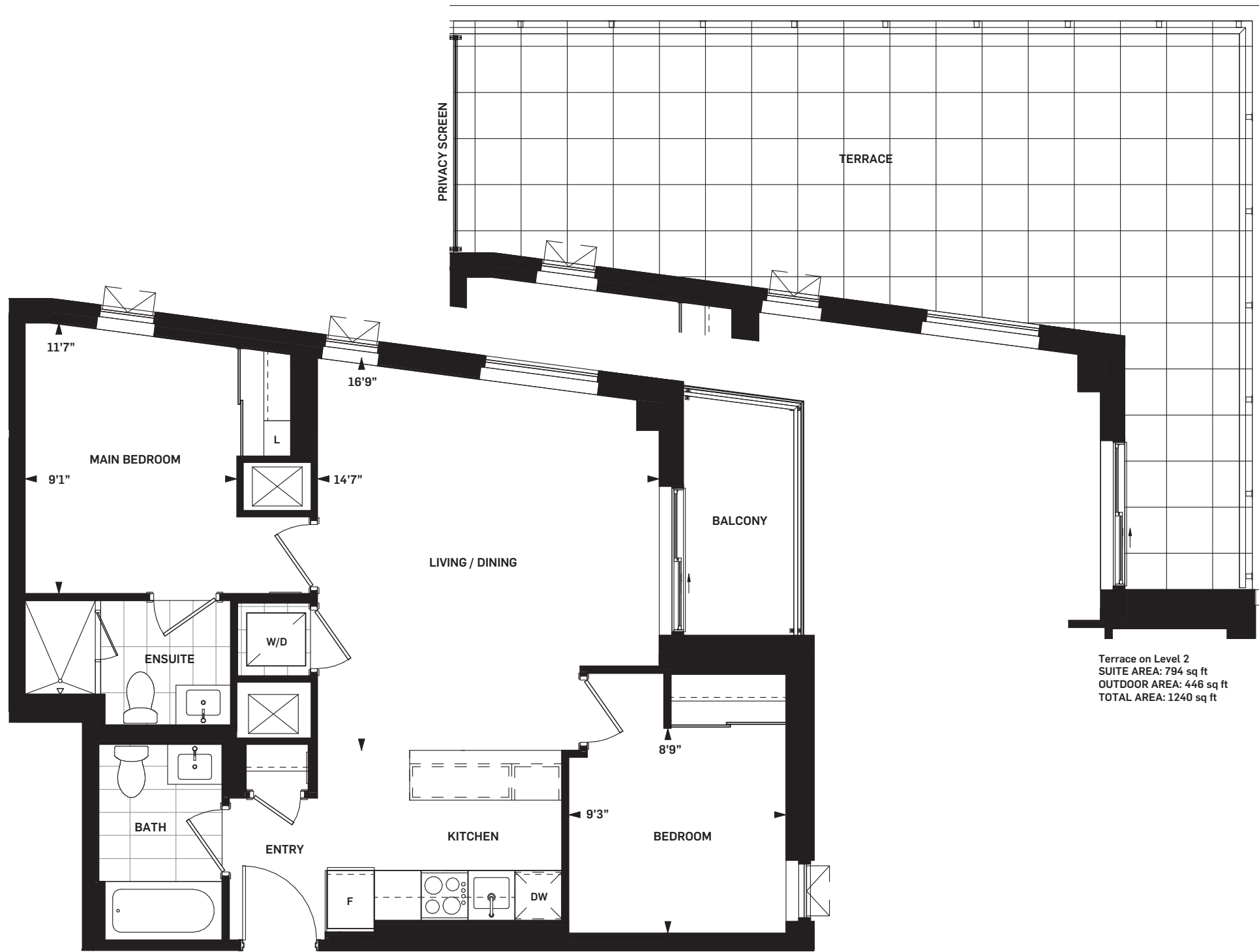
2B-AA | 2 BEDROOM

**SUITE AREA** 794 sq.ft.  
**OUTDOOR AREA** 45 sq.ft.  
**TOTAL AREA** 839 sq.ft.

**WHOLE LIFE  
CARBON IMPACT**

**88**  
tonnes CO<sub>2</sub>

**Daniels**  
love where you live™



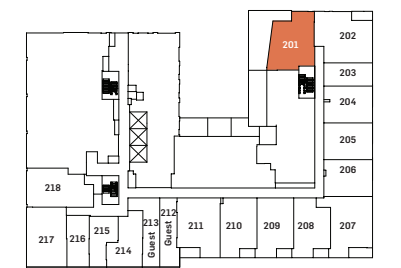
Terrace on Level 2  
 SUITE AREA: 794 sq ft  
 OUTDOOR AREA: 446 sq ft  
 TOTAL AREA: 1240 sq ft



Level 04



Level 03



Level 02



Drawings are not to scale. All areas and stated room dimensions are approximate. Note: Actual usable floor space may vary from the stated floor area. Floor area is measured in accordance with the HCRA directive on floor area calculations. Size and location of windows may vary. The purchaser acknowledges that the actual unit purchased may be a reversed mirror layout of the plan shown. Outdoor area will vary depending on unit location within the building. Illustration is artist's concept. E. & O. E. Please speak with a Sales Representative for details.



DANIELS ON  
**PARLIAMENT**  
SOUTH TOWER

**WARDELL**

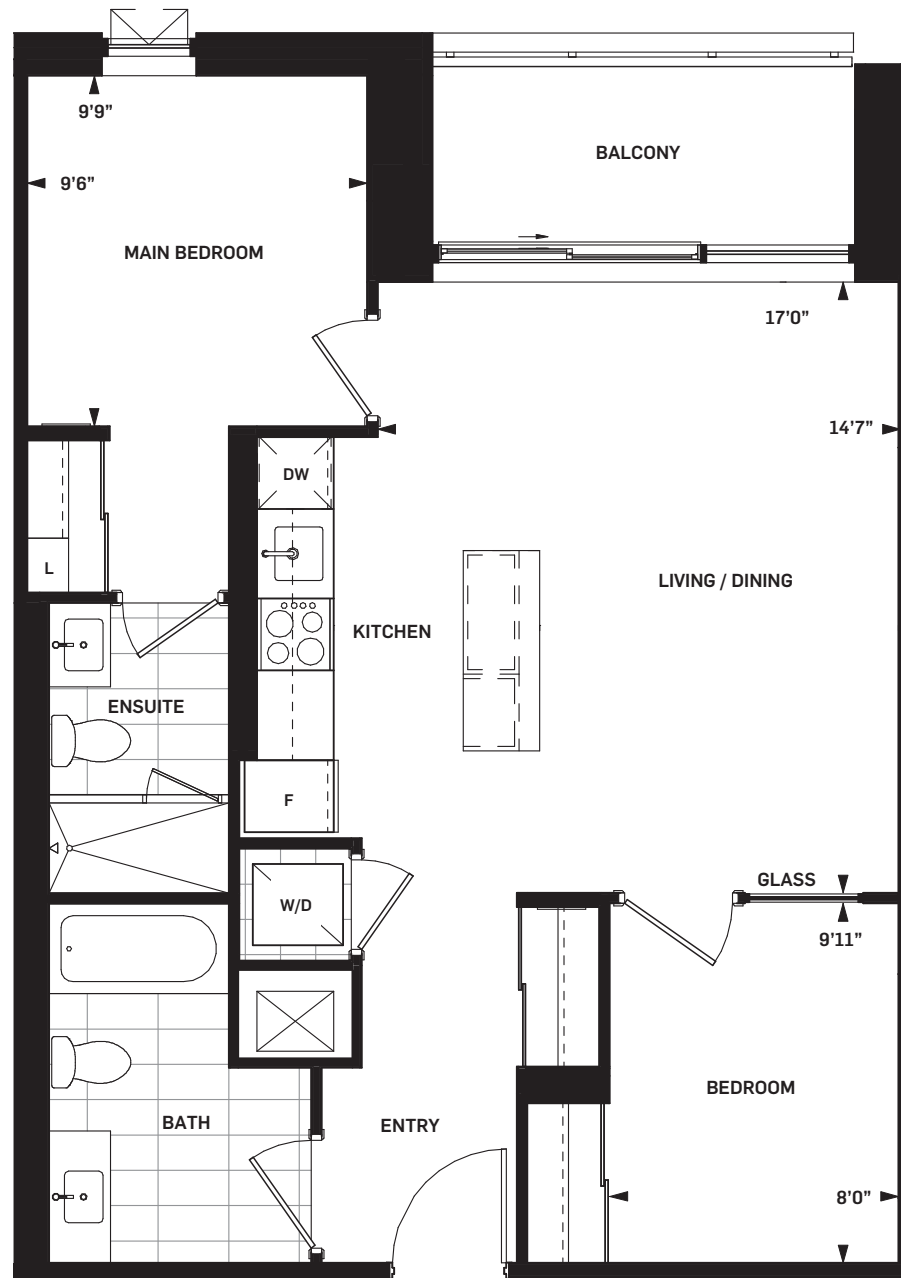
2B-BB (BF) | 2 BEDROOM

**SUITE AREA** 795 sq.ft.  
**OUTDOOR AREA** 49 sq.ft.  
**TOTAL AREA** 844 sq.ft.

**WHOLE LIFE  
CARBON IMPACT**

**88**  
tonnes CO<sub>2</sub>

**Daniels**  
love where you live™



Level 05



Level 04



Level 03



Drawings are not to scale. All areas and stated room dimensions are approximate. Note: Actual usable floor space may vary from the stated floor area. Floor area is measured in accordance with the HCRA directive on floor area calculations. Size and location of windows may vary. The purchaser acknowledges that the actual unit purchased may be a reversed mirror layout of the plan shown. Outdoor area will vary depending on unit location within the building. Illustration is artist's concept. E. & O. E. Please speak with a Sales Representative for details.



DANIELS ON  
**PARLIAMENT**  
SOUTH TOWER

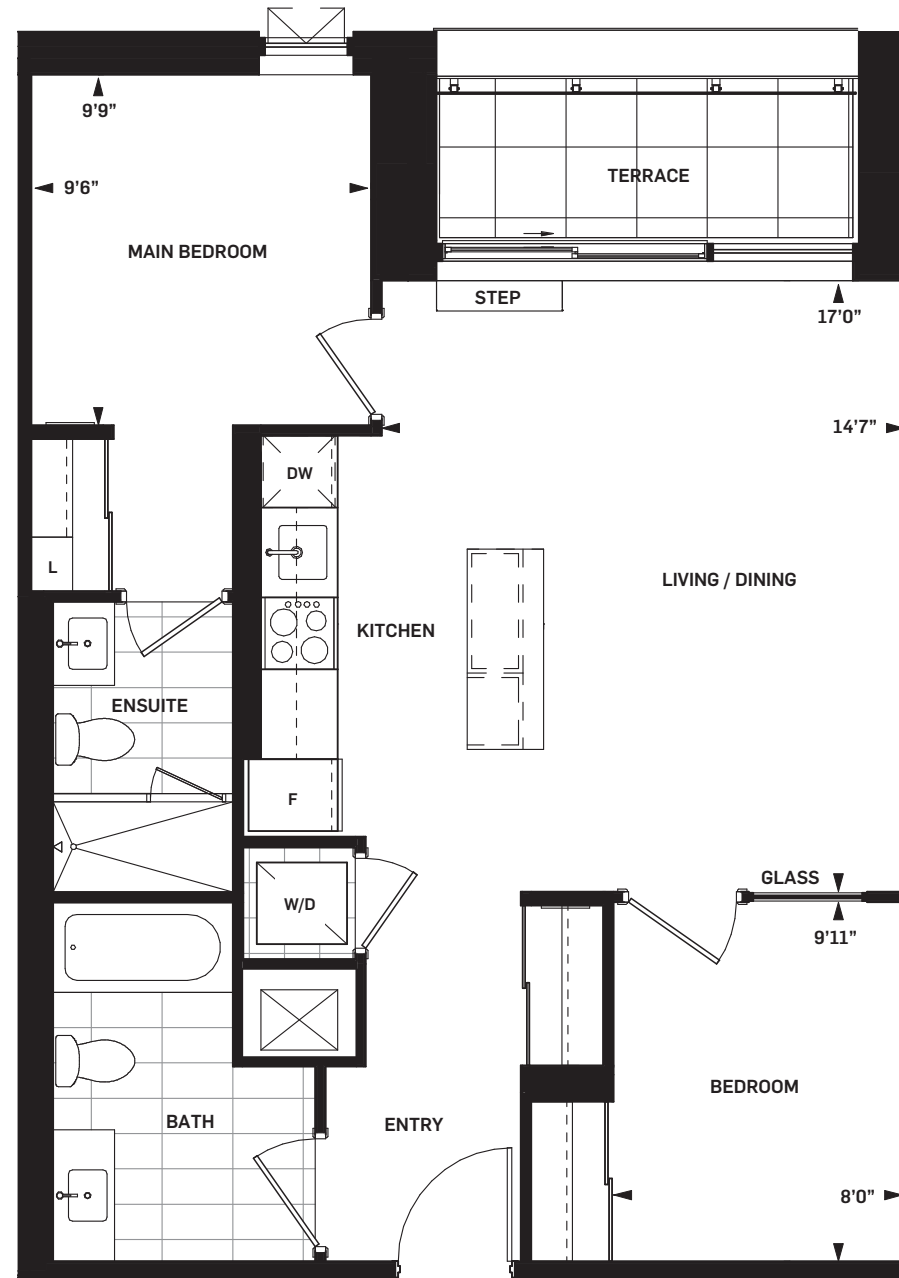
**CORNWALL**  
2B-BB | 2 BEDROOM

**SUITE AREA** 795 sq.ft.  
**OUTDOOR AREA** 50 sq.ft.  
**TOTAL AREA** 845 sq.ft.

**WHOLE LIFE  
CARBON IMPACT**

**88**  
tonnes CO<sub>2</sub>

**Daniels**  
love where you live™



Level 02



Drawings are not to scale. All areas and stated room dimensions are approximate. Note: Actual usable floor space may vary from the stated floor area. Floor area is measured in accordance with the HCRA directive on floor area calculations. Size and location of windows may vary. The purchaser acknowledges that the actual unit purchased may be a reversed mirror layout of the plan shown. Outdoor area will vary depending on unit location within the building. Illustration is artist's concept. E. & O. E. Please speak with a Sales Representative for details.



DANIELS ON  
**PARLIAMENT**  
SOUTH TOWER

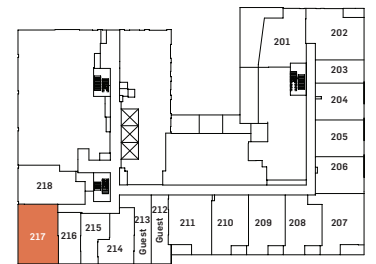
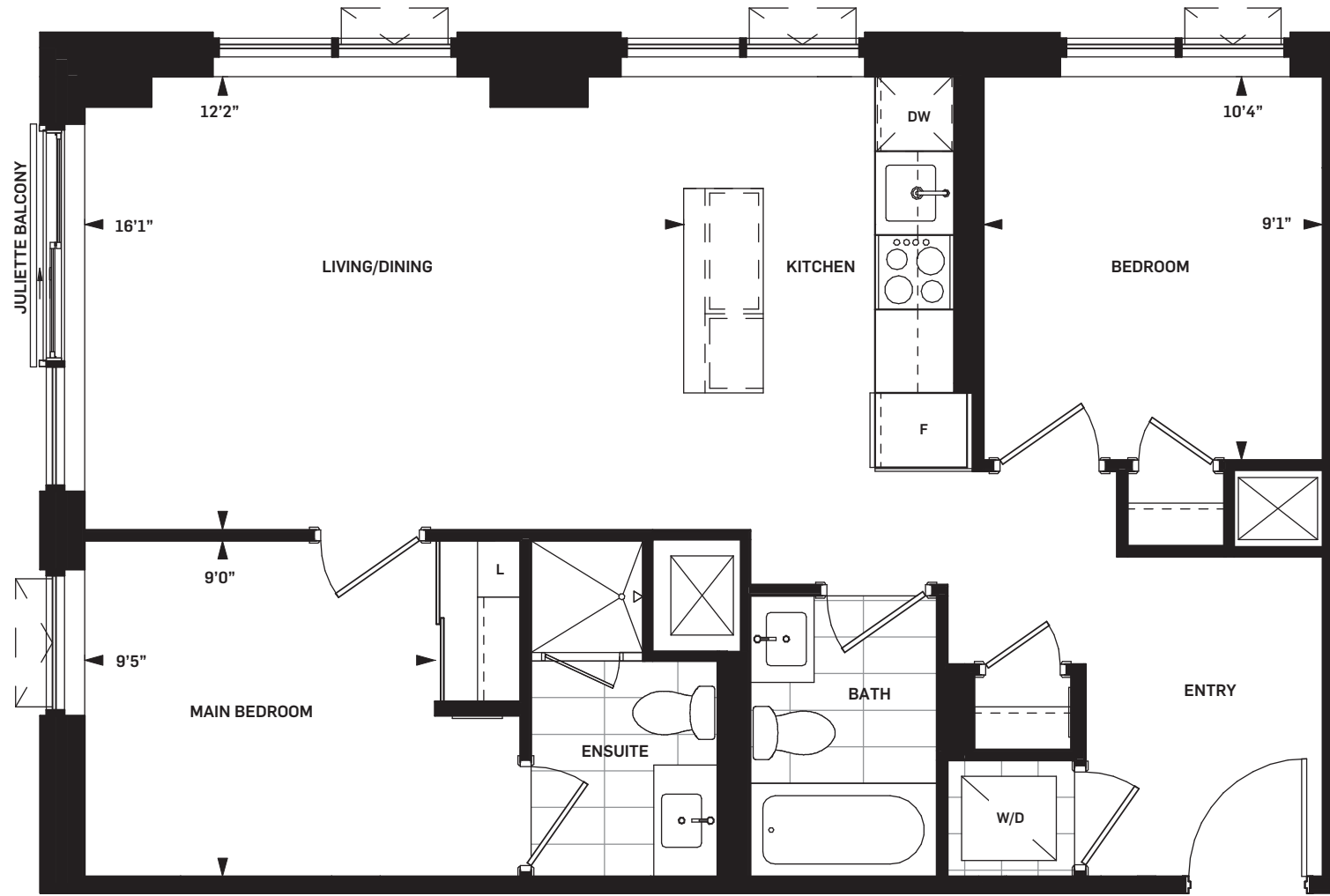
**LANCASTER**  
2B-FF | 2 BEDROOM

SUITE AREA 810 sq.ft.

WHOLE LIFE  
CARBON IMPACT

**90**  
tonnes CO<sub>2</sub>

**Daniels**  
love where you live™



Level 02



Drawings are not to scale. All areas and stated room dimensions are approximate. Note: Actual usable floor space may vary from the stated floor area. Floor area is measured in accordance with the HCRA directive on floor area calculations. Size and location of windows may vary. The purchaser acknowledges that the actual unit purchased may be a reversed mirror layout of the plan shown. Outdoor area will vary depending on unit location within the building. Illustration is artist's concept. E. & O. E. Please speak with a Sales Representative for details.





# DANIELS ON PARLIAMENT

SOUTH TOWER

## SAULTER

2B-HH | 2 BEDROOM

SUITE AREA 822 sq.ft.

OUTDOOR AREA 45 sq.ft.

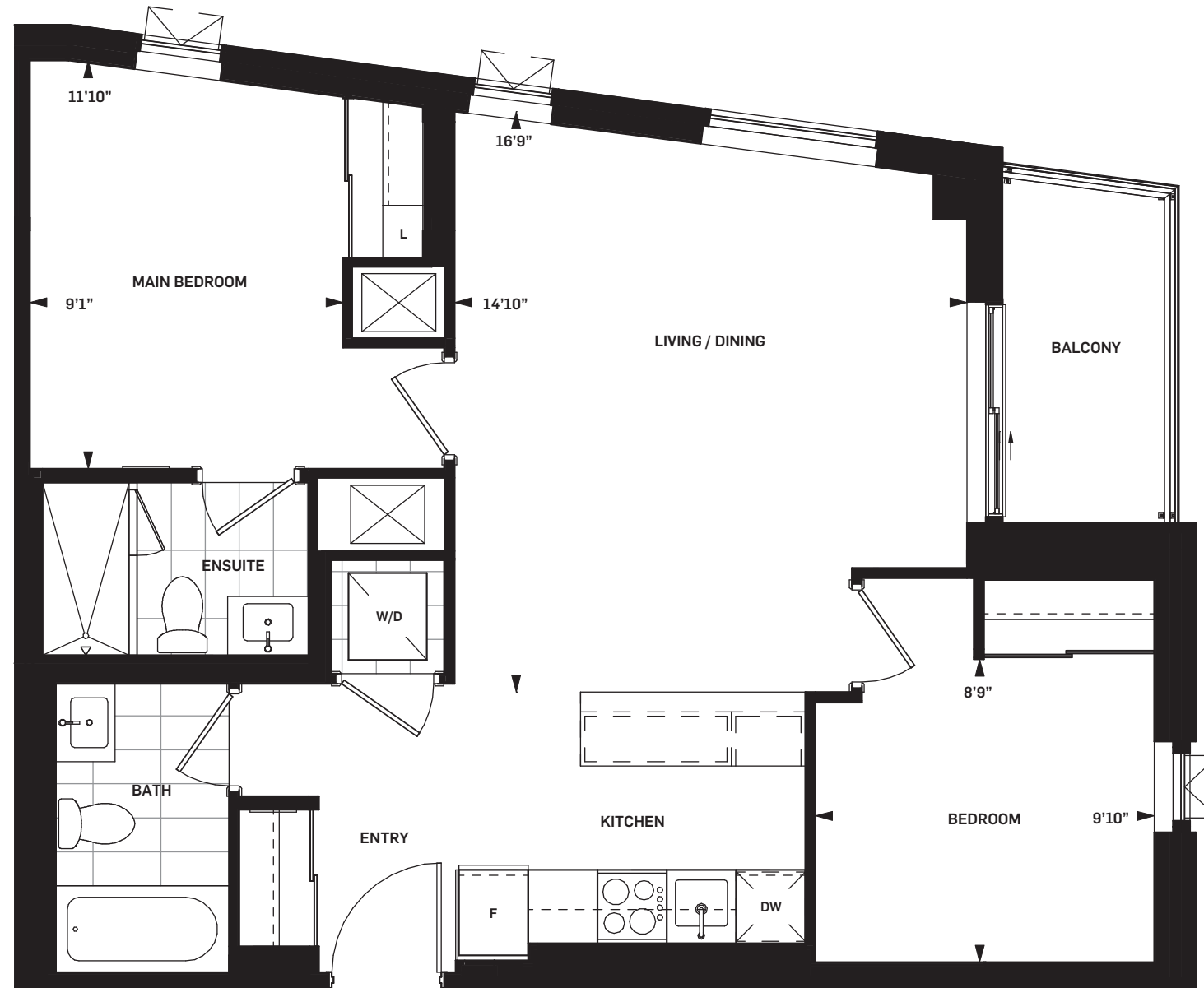
TOTAL AREA 867 sq.ft.

WHOLE LIFE  
CARBON IMPACT

91

tonnes CO<sub>2</sub>

Daniels  
love where you live™



Level 05



Drawings are not to scale. All areas and stated room dimensions are approximate. Note: Actual usable floor space may vary from the stated floor area. Floor area is measured in accordance with the HCRA directive on floor area calculations. Size and location of windows may vary. The purchaser acknowledges that the actual unit purchased may be a reversed mirror layout of the plan shown. Outdoor area will vary depending on unit location within the building. Illustration is artist's concept. E. & O. E. Please speak with a Sales Representative for details.



# DANIELS ON PARLIAMENT

**SOUTH TOWER**

## EMPIRE

2B-JJ | 2 BEDROOM

<b>SUITE AREA</b>	825 sq.ft.
<b>OUTDOOR AREA</b>	45 sq.ft.
<b>TOTAL AREA</b>	870 sq.ft.

**WHOLE LIFE  
CARBON IMPACT**

**92**  
tonnes CO<sub>2</sub>

**Daniels**  
love where you live™



Level 06



Level 05



Drawings are not to scale. All areas and stated room dimensions are approximate. Note: Actual usable floor space may vary from the stated floor area. Floor area is measured in accordance with the HCRA directive on floor area calculations. Size and location of windows may vary. The purchaser acknowledges that the actual unit purchased may be a reversed mirror layout of the plan shown. Outdoor area will vary depending on unit location within the building. Illustration is artist's concept. E. & O. E. Please speak with a Sales Representative for details.



DANIELS ON  
**PARLIAMENT**  
SOUTH TOWER

**MORSE**

2B-MM (BF) | 2 BEDROOM

**SUITE AREA** 836 sq.ft.

**OUTDOOR AREA** 41 sq.ft.

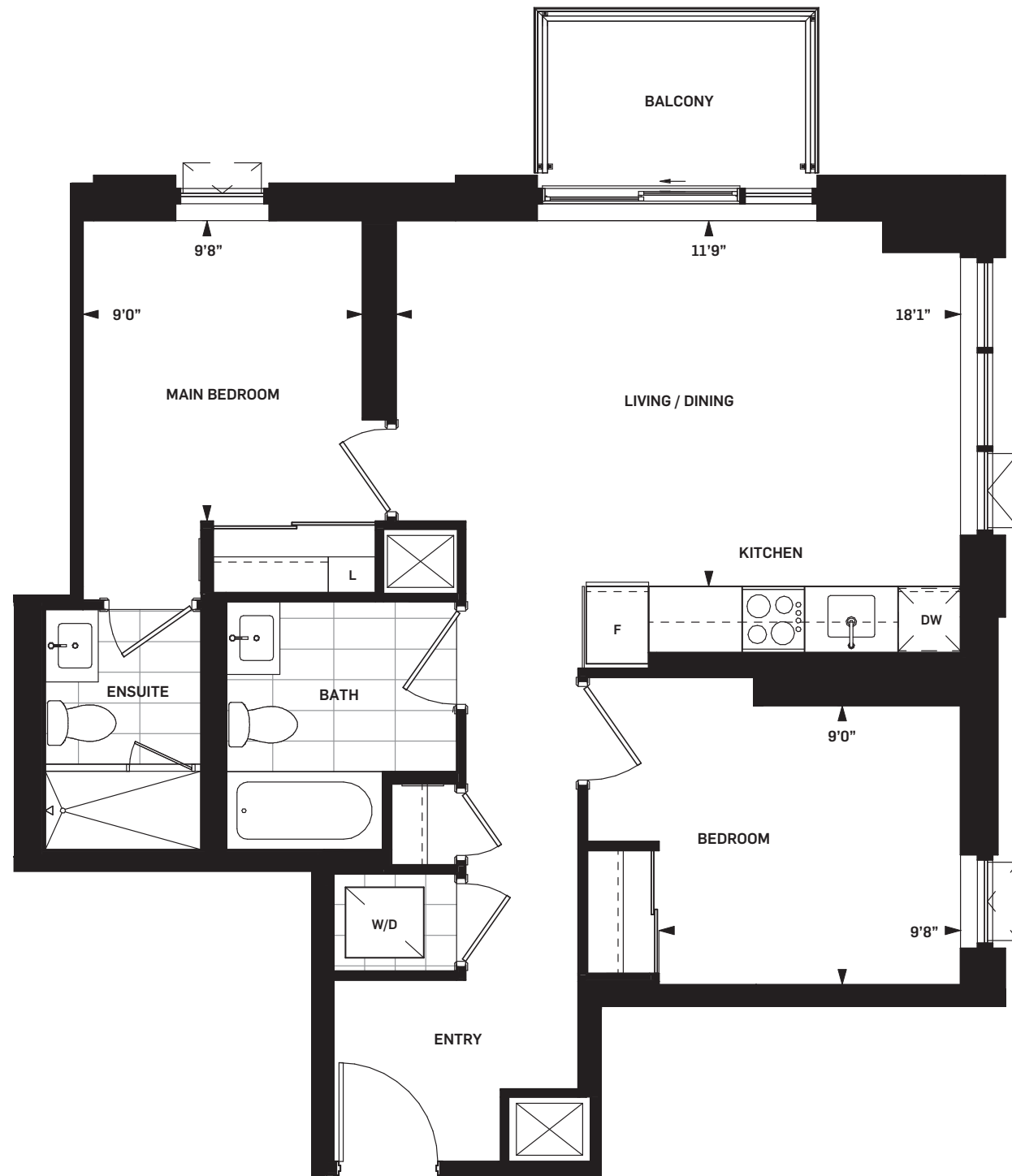
**TOTAL AREA** 877 sq.ft.

WHOLE LIFE  
CARBON IMPACT

**93**

tonnes CO<sub>2</sub>

**Daniels**  
love where you live™



Level 08

Level 07



Level 04



Drawings are not to scale. All areas and stated room dimensions are approximate. Note: Actual usable floor space may vary from the stated floor area. Floor area is measured in accordance with the HCRA directive on floor area calculations. Size and location of windows may vary. The purchaser acknowledges that the actual unit purchased may be a reversed mirror layout of the plan shown. Outdoor area will vary depending on unit location within the building. Illustration is artist's concept. E. & O. E. Please speak with a Sales Representative for details.



# DANIELS ON PARLIAMENT

**SOUTH TOWER**

## CARLAW

2B-NN | 2 BEDROOM

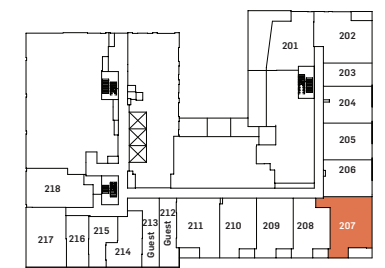
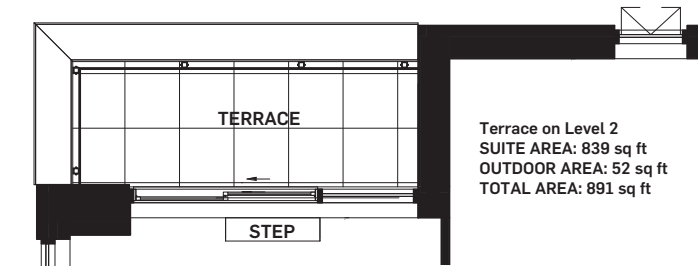
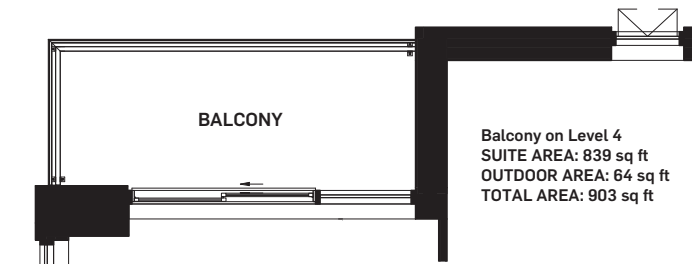
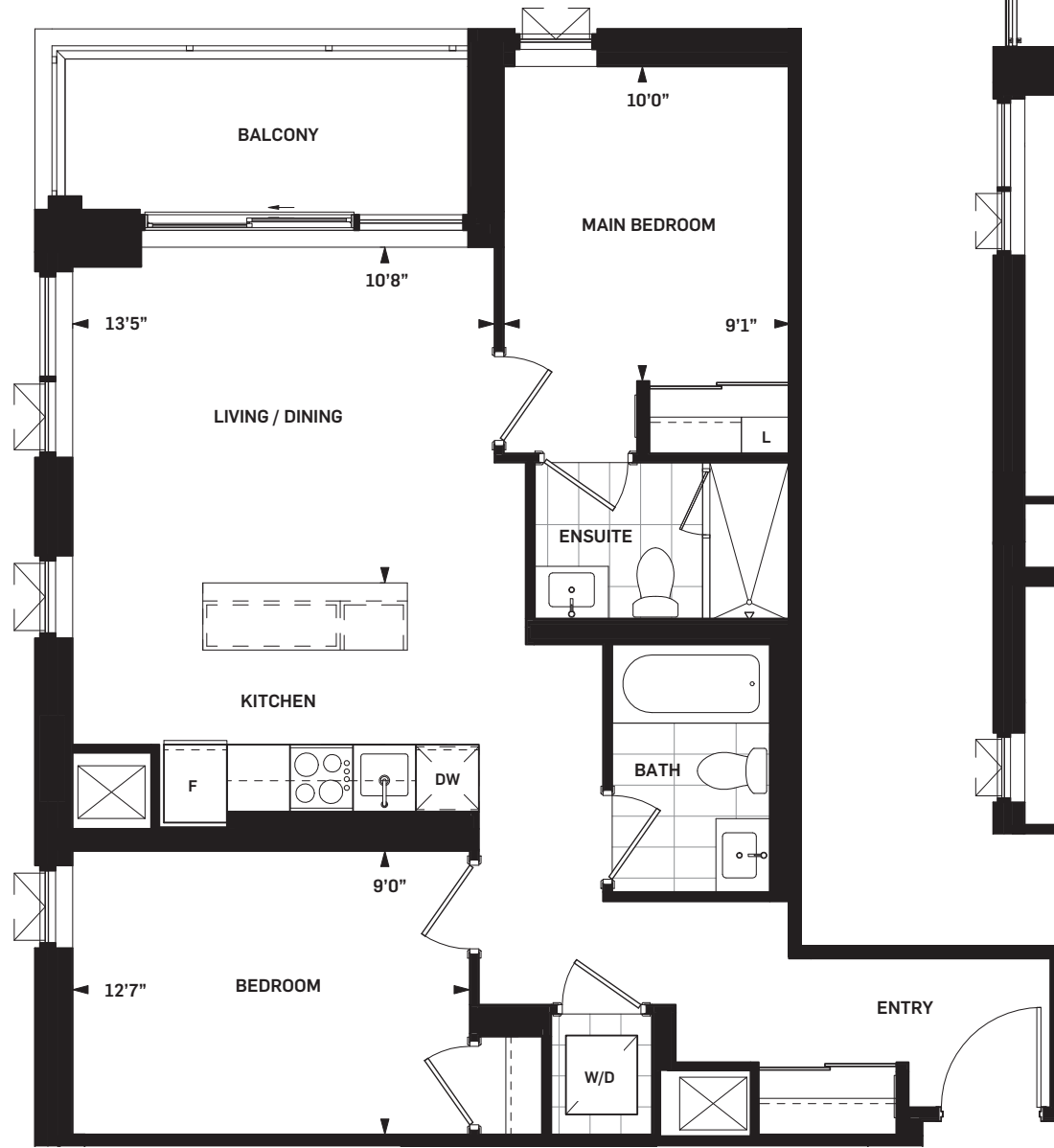
**SUITE AREA** 839 sq.ft.  
**OUTDOOR AREA** 63 sq.ft.  
**TOTAL AREA** 902 sq.ft.

**WHOLE LIFE  
CARBON IMPACT**

**93**

tonnes CO<sub>2</sub>

**Daniels**  
love where you live™



Drawings are not to scale. All areas and stated room dimensions are approximate. Note: Actual usable floor space may vary from the stated floor area. Floor area is measured in accordance with the HCRA directive on floor area calculations. Size and location of windows may vary. The purchaser acknowledges that the actual unit purchased may be a reversed mirror layout of the plan shown. Outdoor area will vary depending on unit location within the building. Illustration is artist's concept. E. & O. E. Please speak with a Sales Representative for details.



# DANIELS ON PARLIAMENT

SOUTH TOWER

## NATALIE

2B-QQ (BF) | 2 BEDROOM

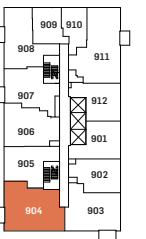
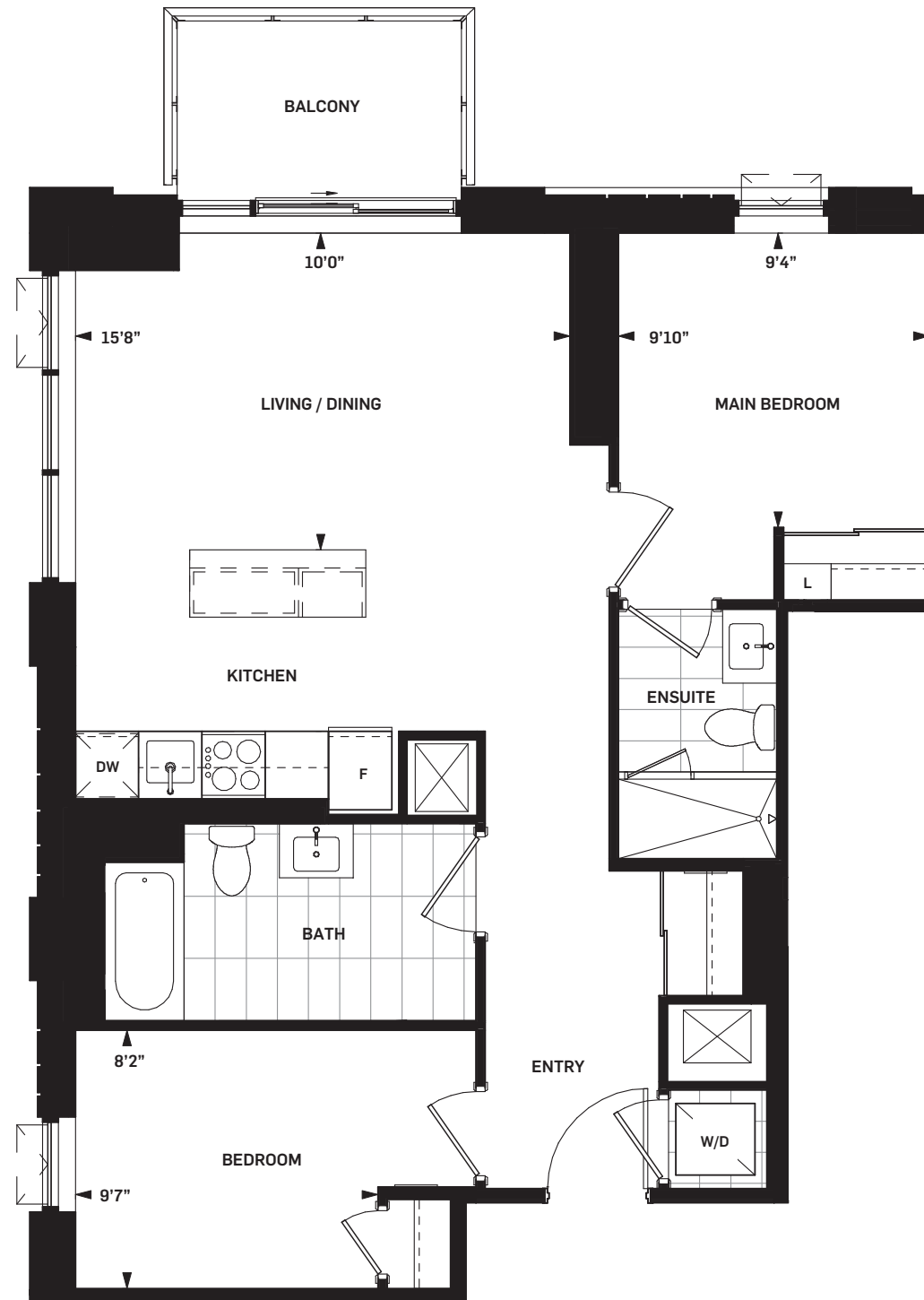
**SUITE AREA** 881 sq.ft.  
**OUTDOOR AREA** 51 sq.ft.  
**TOTAL AREA** 932 sq.ft.

WHOLE LIFE  
CARBON IMPACT

98

tonnes CO<sub>2</sub>

**Daniels**  
love where you live™



Level 09-11,  
13-15, 17-24



Drawings are not to scale. All areas and stated room dimensions are approximate. Note: Actual usable floor space may vary from the stated floor area. Floor area is measured in accordance with the HCRA directive on floor area calculations. Size and location of windows may vary. The purchaser acknowledges that the actual unit purchased may be a reversed mirror layout of the plan shown. Outdoor area will vary depending on unit location within the building. Illustration is artist's concept. E. & O. E. Please speak with a Sales Representative for details.





DANIELS ON  
**PARLIAMENT**  
SOUTH TOWER

**DICKENS**

2B-SS (BF) | 2 BEDROOM

**SUITE AREA** 914 sq.ft.  
**OUTDOOR AREA** 44 sq.ft.  
**TOTAL AREA** 958 sq.ft.

**WHOLE LIFE  
CARBON IMPACT**

**101**  
tonnes CO<sub>2</sub>

**Daniels**  
love where you live™



Level 05



Drawings are not to scale. All areas and stated room dimensions are approximate. Note: Actual usable floor space may vary from the stated floor area. Floor area is measured in accordance with the HCRA directive on floor area calculations. Size and location of windows may vary. The purchaser acknowledges that the actual unit purchased may be a reversed mirror layout of the plan shown. Outdoor area will vary depending on unit location within the building. Illustration is artist's concept. E. & O. E. Please speak with a Sales Representative for details.



DANIELS ON  
**PARLIAMENT**  
 SOUTH TOWER

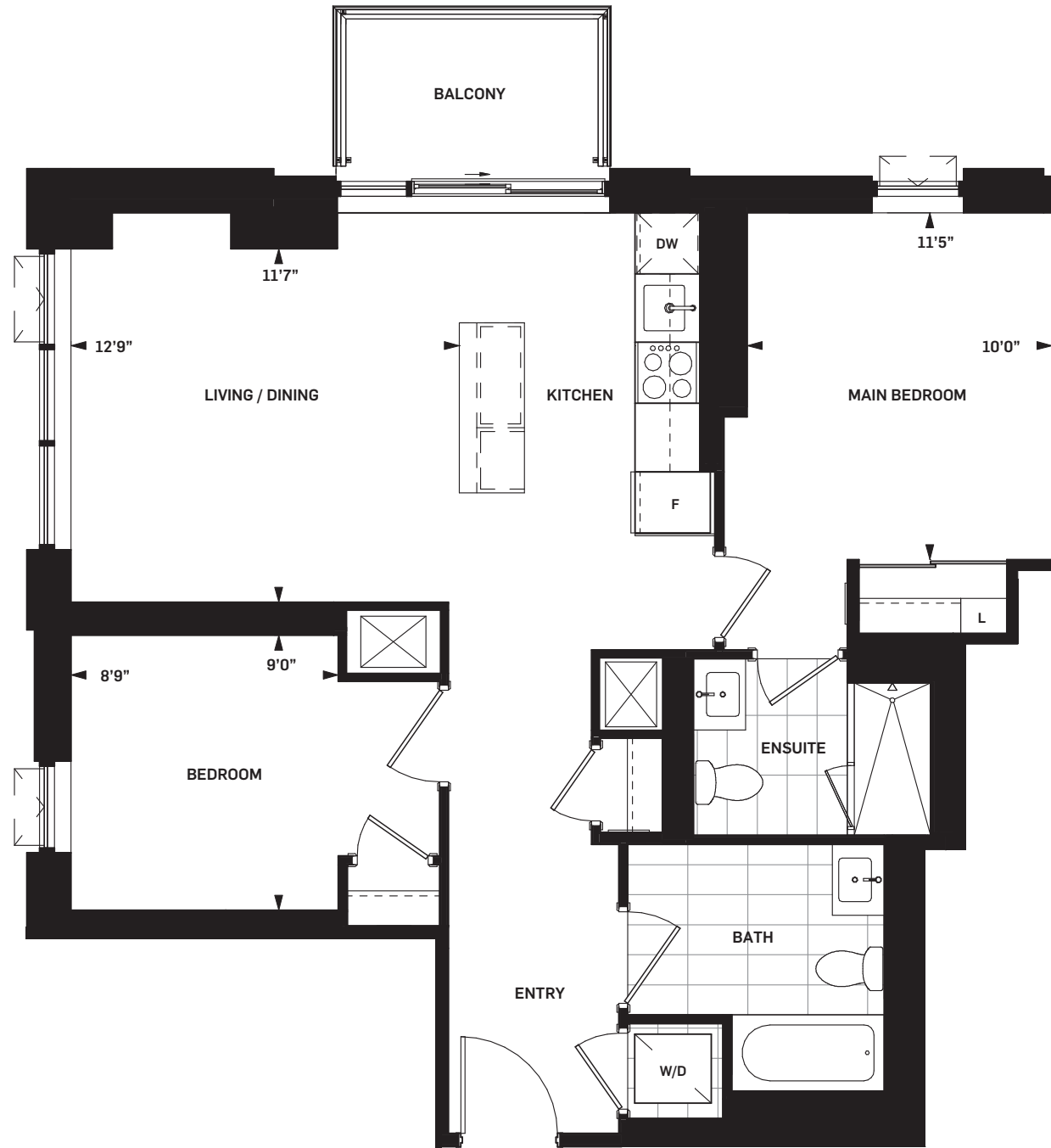
**FENWICK**

2B-TT (BF) | 2 BEDROOM

**SUITE AREA** 923 sq.ft.  
**OUTDOOR AREA** 44 sq.ft.  
**TOTAL AREA** 967 sq.ft.

**WHOLE LIFE  
 CARBON IMPACT**  
**102**  
 tonnes CO<sub>2</sub>

**Daniels**  
 love where you live™



Level 04



Drawings are not to scale. All areas and stated room dimensions are approximate. Note: Actual usable floor space may vary from the stated floor area. Floor area is measured in accordance with the HCRA directive on floor area calculations. Size and location of windows may vary. The purchaser acknowledges that the actual unit purchased may be a reversed mirror layout of the plan shown. Outdoor area will vary depending on unit location within the building. Illustration is artist's concept. E. & O. E. Please speak with a Sales Representative for details.



# DANIELS ON PARLIAMENT

## SOUTH TOWER

### HOWARD

2BD-A | 2 BEDROOM + DEN

**SUITE AREA** 870 sq.ft.

**OUTDOOR AREA** 36 sq.ft.

**TOTAL AREA** 906 sq.ft.

**WHOLE LIFE  
CARBON IMPACT**

**97**  
tonnes CO<sub>2</sub>

**Daniels**  
love where you live™



Drawings are not to scale. All areas and stated room dimensions are approximate. Note: Actual usable floor space may vary from the stated floor area. Floor area is measured in accordance with the HCRA directive on floor area calculations. Size and location of windows may vary. The purchaser acknowledges that the actual unit purchased may be a reversed mirror layout of the plan shown. Outdoor area will vary depending on unit location within the building. Illustration is artist's concept. E. & O. E. Please speak with a Sales Representative for details.



DANIELS ON  
**PARLIAMENT**  
SOUTH TOWER

**HUNTLEY**

3B-G (BF) | 3 BEDROOM

SUITE AREA 1002 sq.ft.

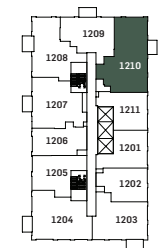
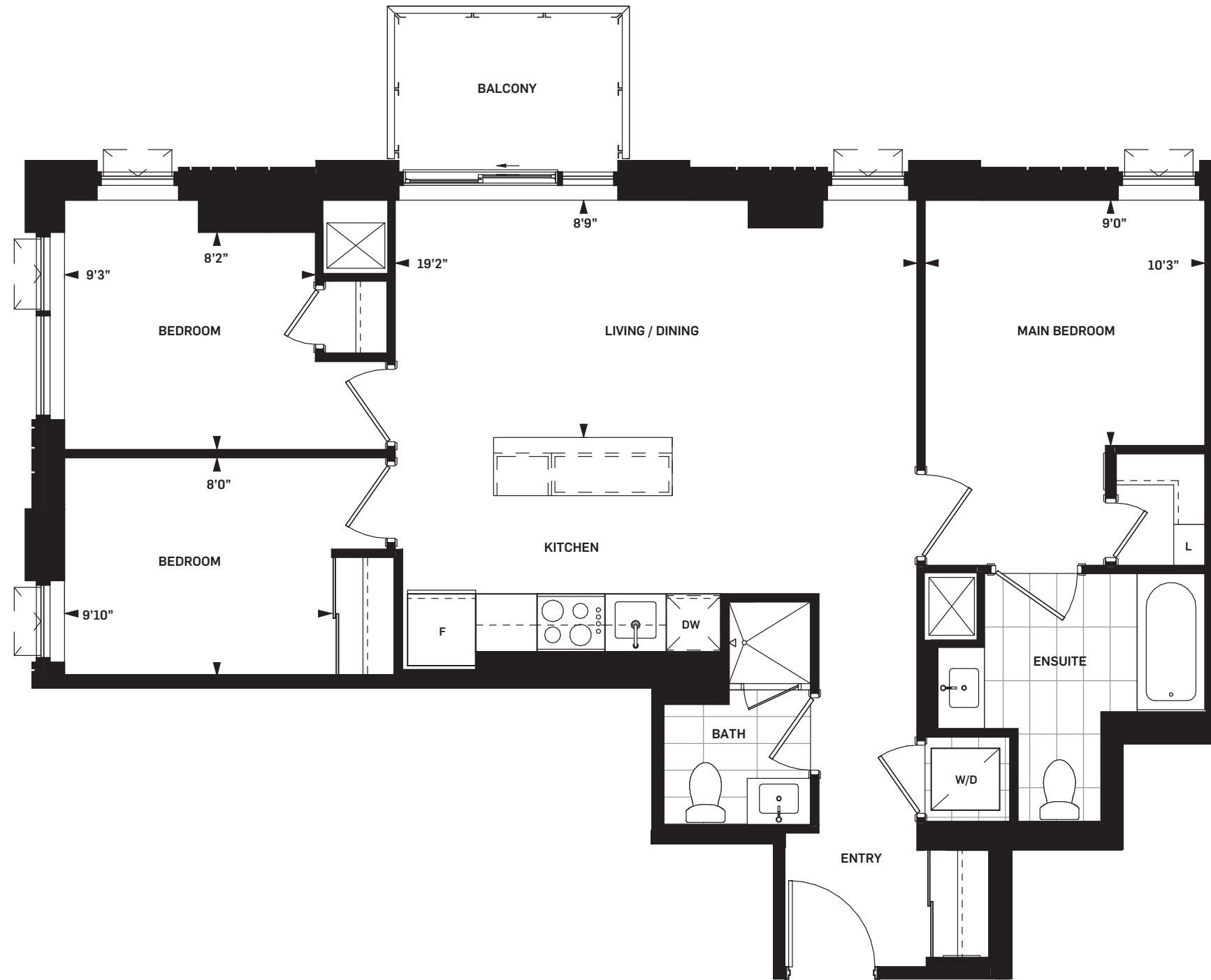
OUTDOOR AREA 46 sq.ft.

TOTAL AREA 1048 sq.ft.

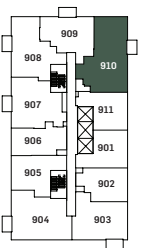
**WHOLE LIFE  
CARBON IMPACT**

**111**  
tonnes CO<sub>2</sub>

**Daniels**  
love where you live™



Level 12,  
16 & 25



Level 09-11,  
13-15, 17-24



Drawings are not to scale. All areas and stated room dimensions are approximate. Note: Actual usable floor space may vary from the stated floor area. Floor area is measured in accordance with the HCRA directive on floor area calculations. Size and location of windows may vary. The purchaser acknowledges that the actual unit purchased may be a reversed mirror layout of the plan shown. Outdoor area will vary depending on unit location within the building. Illustration is artist's concept. E. & O. E. Please speak with a Sales Representative for details.



# DANIELS ON PARLIAMENT

## SOUTH TOWER

### ROSE

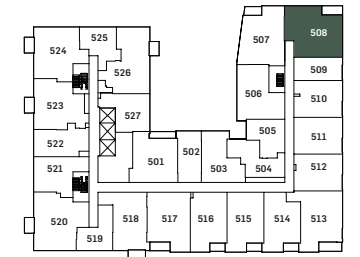
3B-A | 3 BEDROOM

SUITE AREA 893 sq.ft.  
 OUTDOOR AREA 48 sq.ft.  
 TOTAL AREA 941 sq.ft.

**WHOLE LIFE  
CARBON IMPACT**

**99**  
tonnes CO<sub>2</sub>

**Daniels**  
love where you live™



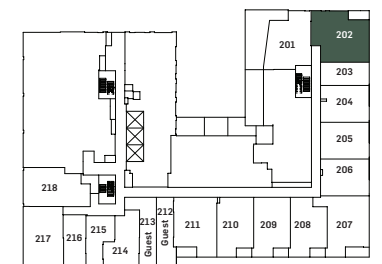
Level 05



Level 04



Level 03



Level 02



Drawings are not to scale. All areas and stated room dimensions are approximate. Note: Actual usable floor space may vary from the stated floor area. Floor area is measured in accordance with the HCRA directive on floor area calculations. Size and location of windows may vary. The purchaser acknowledges that the actual unit purchased may be a reversed mirror layout of the plan shown. Outdoor area will vary depending on unit location within the building. Illustration is artist's concept. E. & O. E. Please speak with a Sales Representative for details.





DANIELS ON  
**PARLIAMENT**  
SOUTH TOWER

**NANTON**

3B-L ADP | 3 BEDROOM

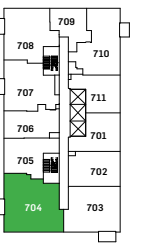
SUITE AREA 1043 sq.ft.  
OUTDOOR AREA 44 sq.ft.  
TOTAL AREA 1087 sq.ft.

WHOLE LIFE  
CARBON IMPACT

**116**

tonnes CO<sub>2</sub>

**Daniels**  
love where you live™



Level 07



Drawings are not to scale. All areas and stated room dimensions are approximate. Note: Actual usable floor space may vary from the stated floor area. Floor area is measured in accordance with the HCRA directive on floor area calculations. Size and location of windows may vary. The purchaser acknowledges that the actual unit purchased may be a reversed mirror layout of the plan shown. Outdoor area will vary depending on unit location within the building. Illustration is artist's concept. E. & O. E. Please speak with a Sales Representative for details.





DANIELS ON  
**PARLIAMENT**  
SOUTH TOWER

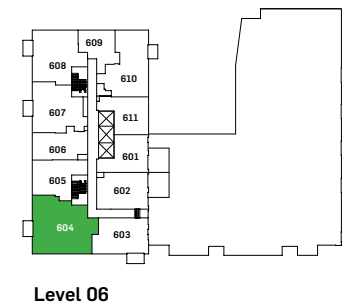
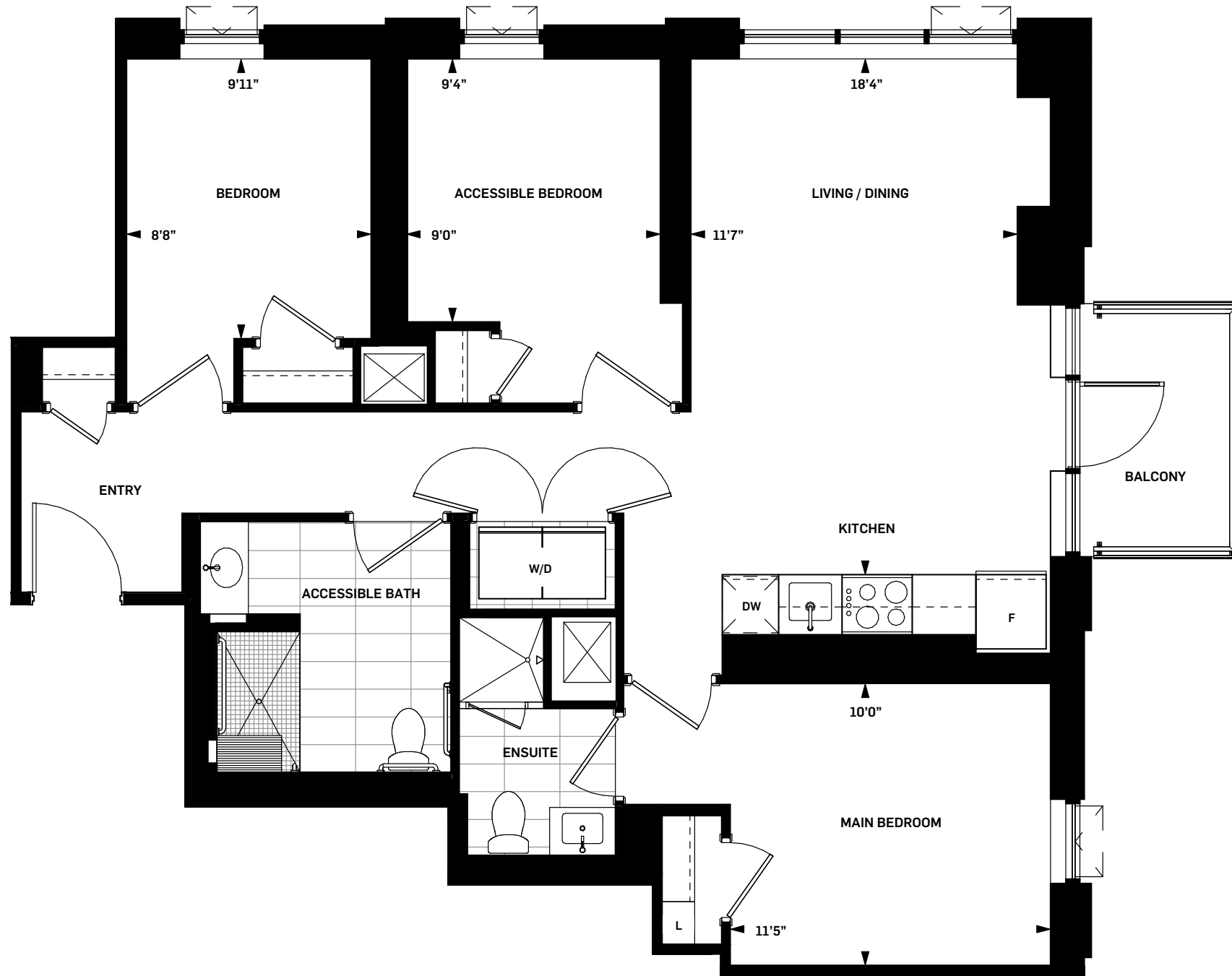
**HAWTHORN**  
3B-M ADP | 3 BEDROOM

SUITE AREA 1098 sq.ft.  
OUTDOOR AREA 44 sq.ft.  
TOTAL AREA 1142 sq.ft.

WHOLE LIFE  
CARBON IMPACT

**122**  
tonnes CO<sub>2</sub>

**Daniels**  
love where you live™



Drawings are not to scale. All areas and stated room dimensions are approximate. Note: Actual usable floor space may vary from the stated floor area. Floor area is measured in accordance with the HCRA directive on floor area calculations. Size and location of windows may vary. The purchaser acknowledges that the actual unit purchased may be a reversed mirror layout of the plan shown. Outdoor area will vary depending on unit location within the building. Illustration is artist's concept. E. & O. E. Please speak with a Sales Representative for details.





DANIELS ON  
**PARLIAMENT**  
SOUTH TOWER

**CHARLES**

TH-E | 2-STORY WALKOUT

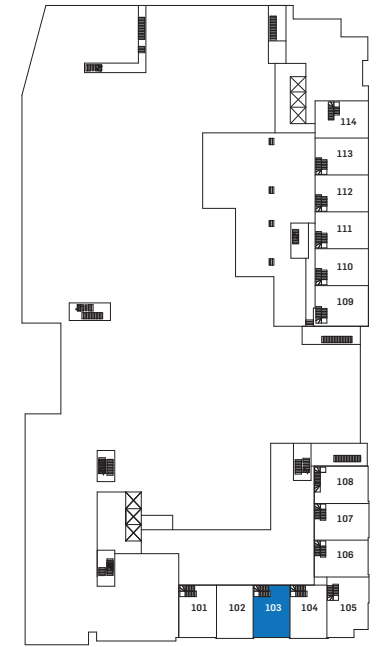
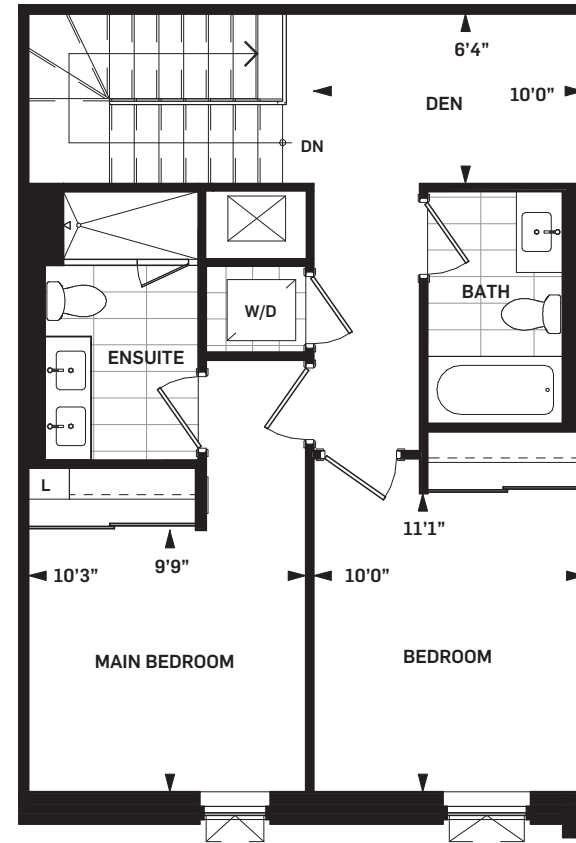
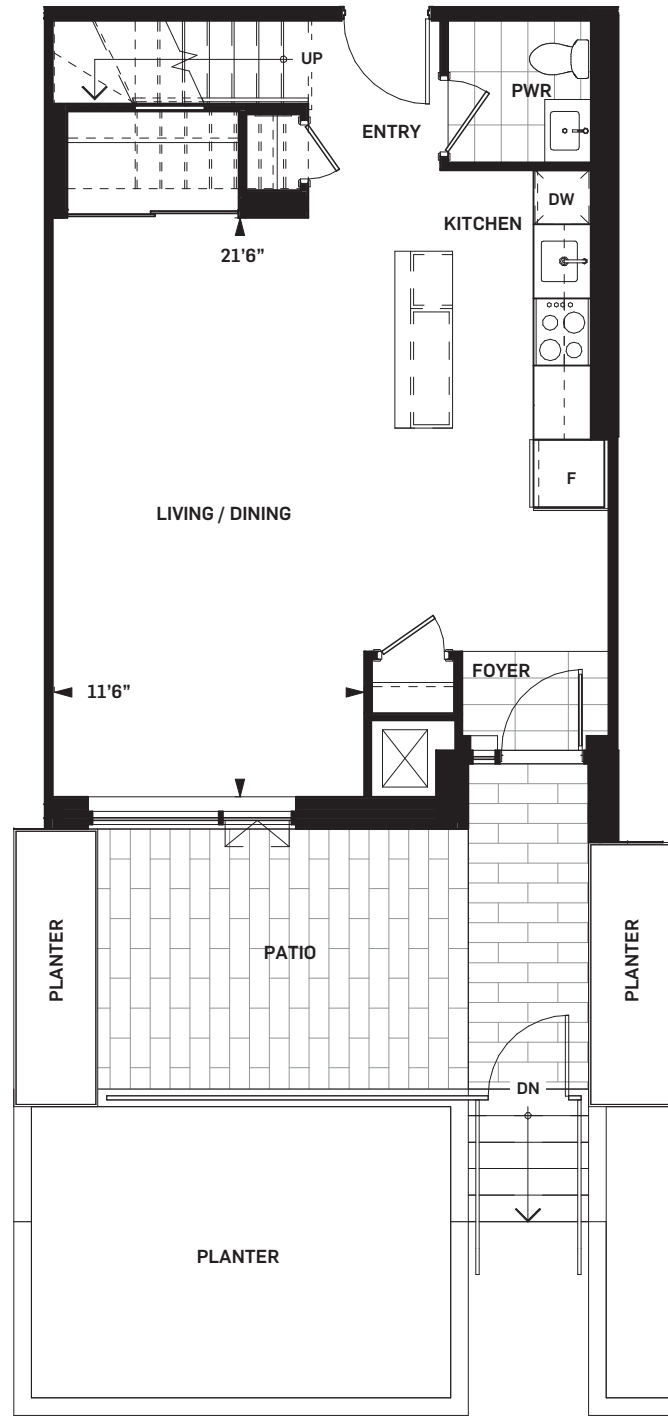
SUITE AREA	1310 sq.ft.
OUTDOOR AREA	232 sq.ft.
TOTAL AREA	1542 sq.ft.

WHOLE LIFE  
CARBON IMPACT

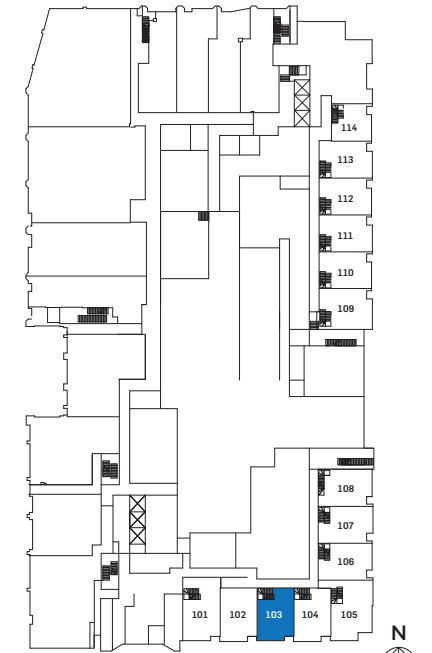
**145**

tonnes CO<sub>2</sub>

**Daniels**  
love where you live™



Level Mezzanine



Level 01

Drawings are not to scale. All areas and stated room dimensions are approximate. Note: Actual usable floor space may vary from the stated floor area. Floor area is measured in accordance with the HCRA directive on floor area calculations. Size and location of windows may vary. The purchaser acknowledges that the actual unit purchased may be a reversed mirror layout of the plan shown. Outdoor area will vary depending on unit location within the building. Illustration is artist's concept. E. & O. E. Please speak with a Sales Representative for details.



DANIELS ON  
**PARLIAMENT**  
SOUTH TOWER

**PARK**

TH-F | 2-STOrey WALKOUT

SUITE AREA 1310 sq.ft.

OUTDOOR AREA 141 sq.ft.

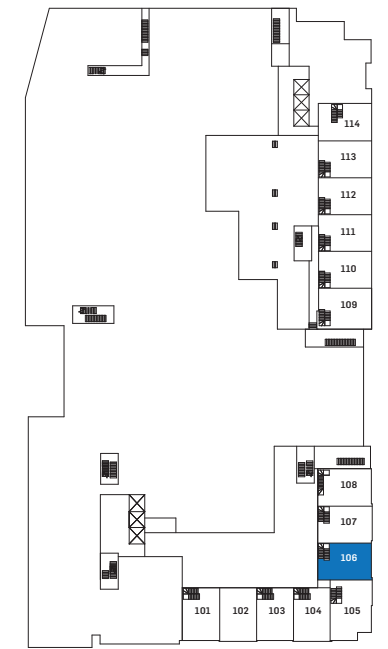
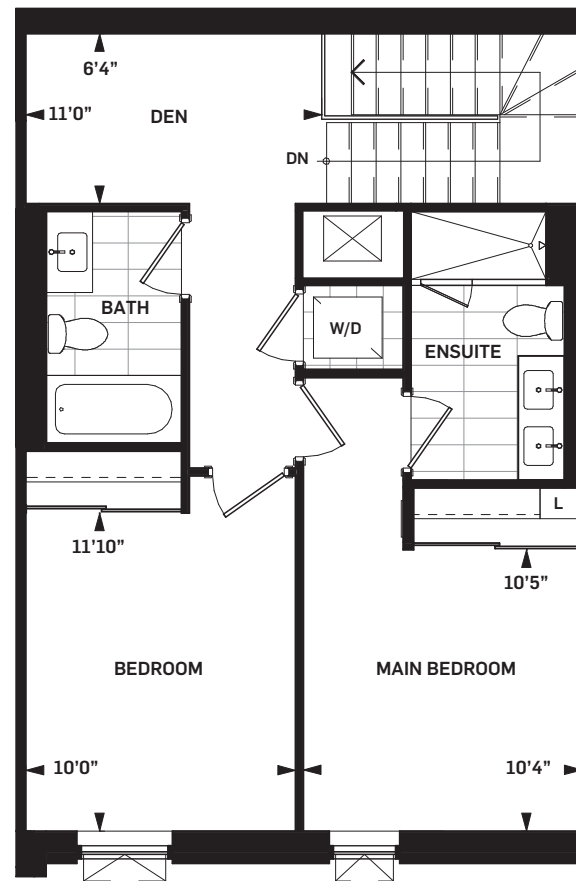
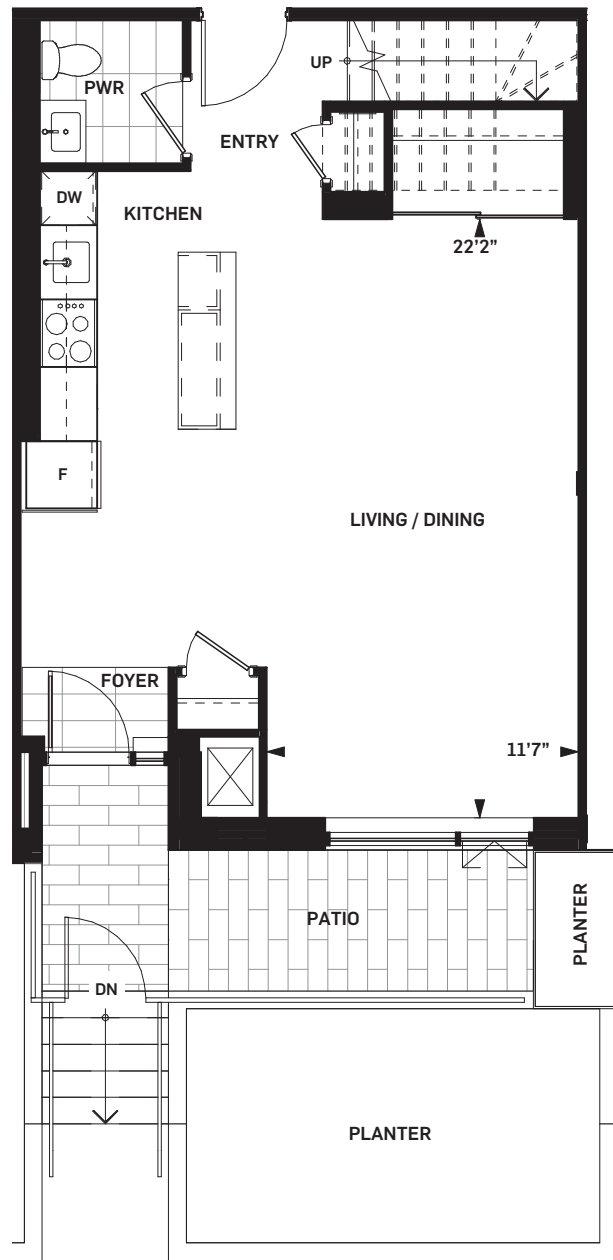
TOTAL AREA 1451 sq.ft.

WHOLE LIFE  
CARBON IMPACT

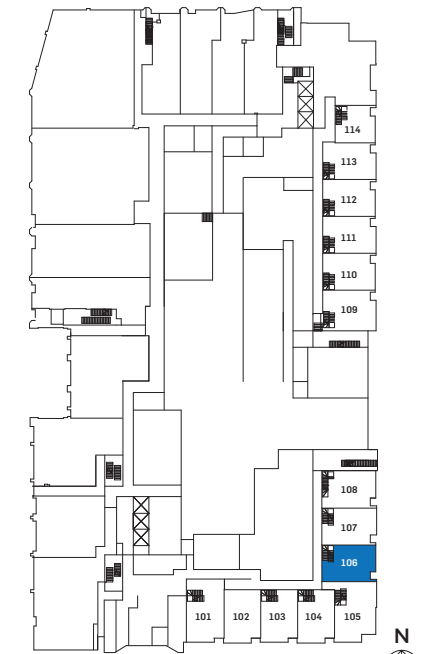
**145**

tonnes CO<sub>2</sub>

**Daniels**  
love where you live™



Level Mezzanine



Level 01

Drawings are not to scale. All areas and stated room dimensions are approximate. Note: Actual usable floor space may vary from the stated floor area. Floor area is measured in accordance with the HCRA directive on floor area calculations. Size and location of windows may vary. The purchaser acknowledges that the actual unit purchased may be a reversed mirror layout of the plan shown. Outdoor area will vary depending on unit location within the building. Illustration is artist's concept. E. & O. E. Please speak with a Sales Representative for details.



DANIELS ON  
**PARLIAMENT**  
SOUTH TOWER

**COLLIER**

TH-G | 2-STOREY WALKOUT

SUITE AREA 1331 sq.ft.

OUTDOOR AREA 138 sq.ft.

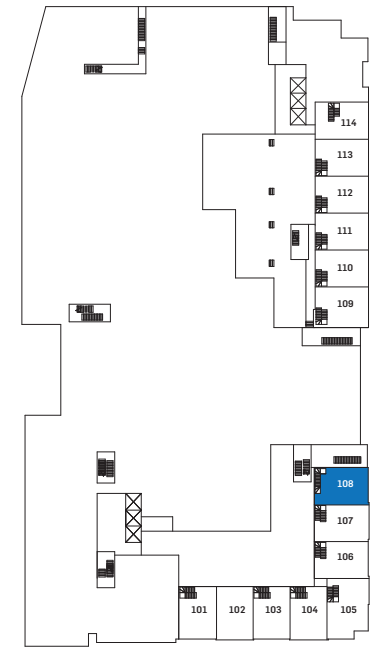
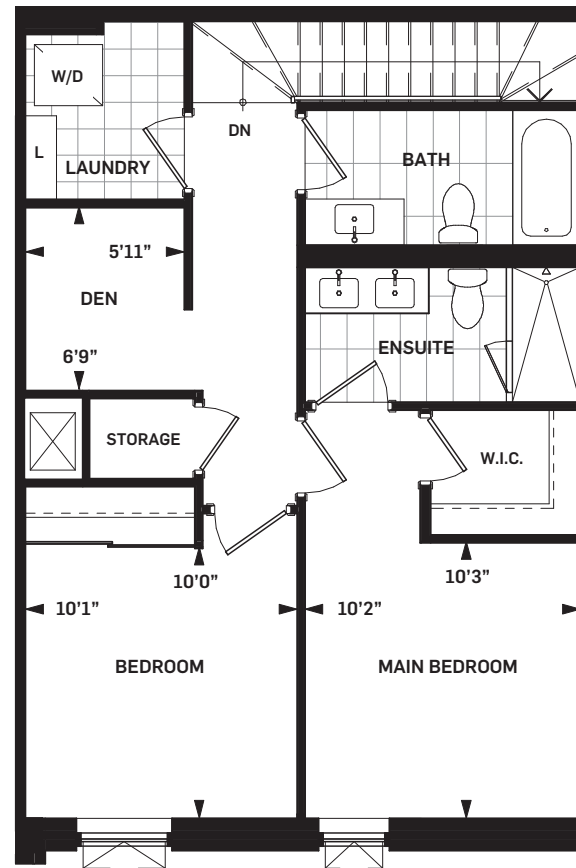
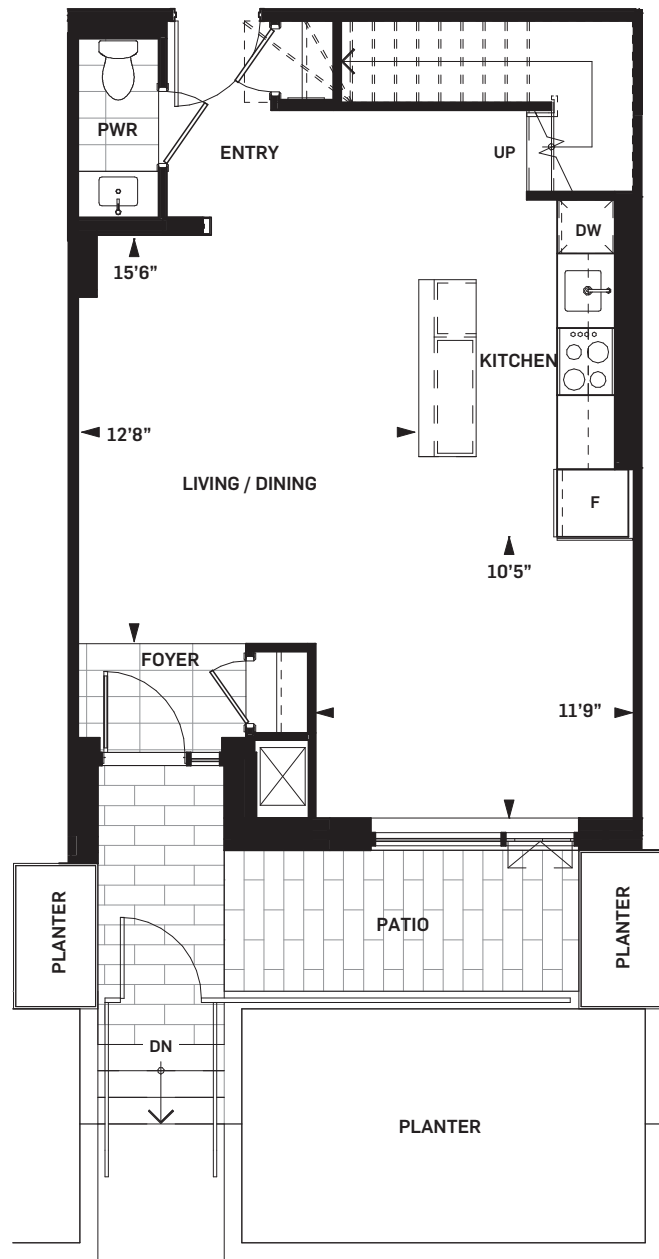
TOTAL AREA 1469 sq.ft.

WHOLE LIFE  
CARBON IMPACT

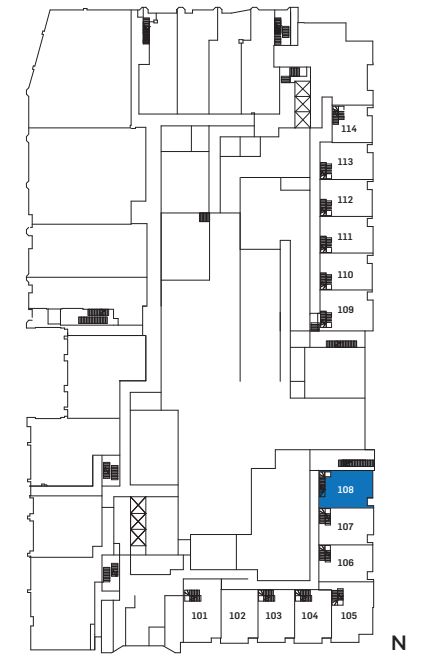
**148**

tonnes CO<sub>2</sub>

**Daniels**  
love where you live™



Level Mezzanine



Level 01

Drawings are not to scale. All areas and stated room dimensions are approximate. Note: Actual usable floor space may vary from the stated floor area. Floor area is measured in accordance with the HCRA directive on floor area calculations. Size and location of windows may vary. The purchaser acknowledges that the actual unit purchased may be a reversed mirror layout of the plan shown. Outdoor area will vary depending on unit location within the building. Illustration is artist's concept. E. & O. E. Please speak with a Sales Representative for details.





DANIELS ON  
**PARLIAMENT**  
SOUTH TOWER

**ROSEDALE**

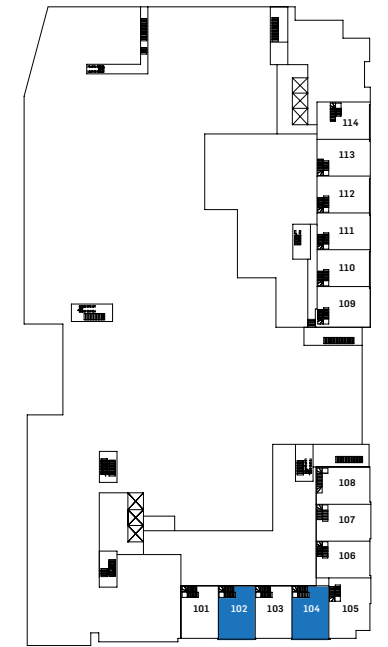
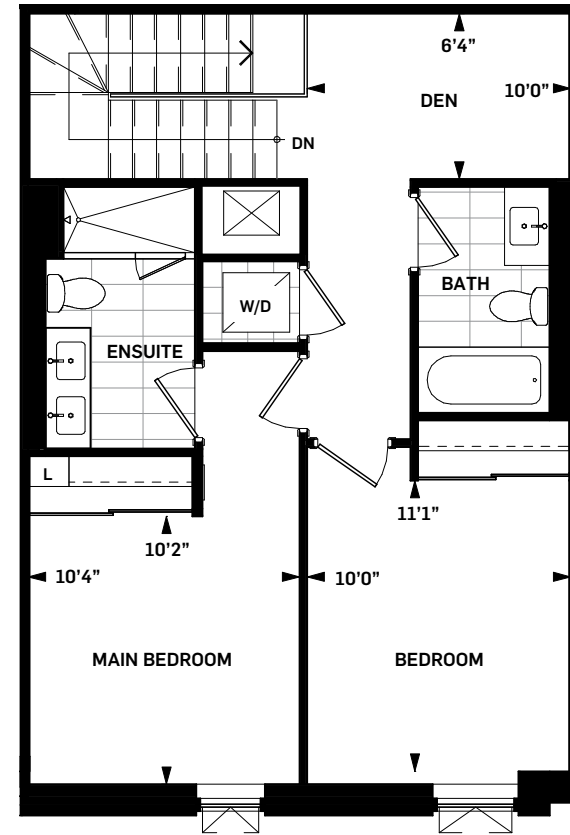
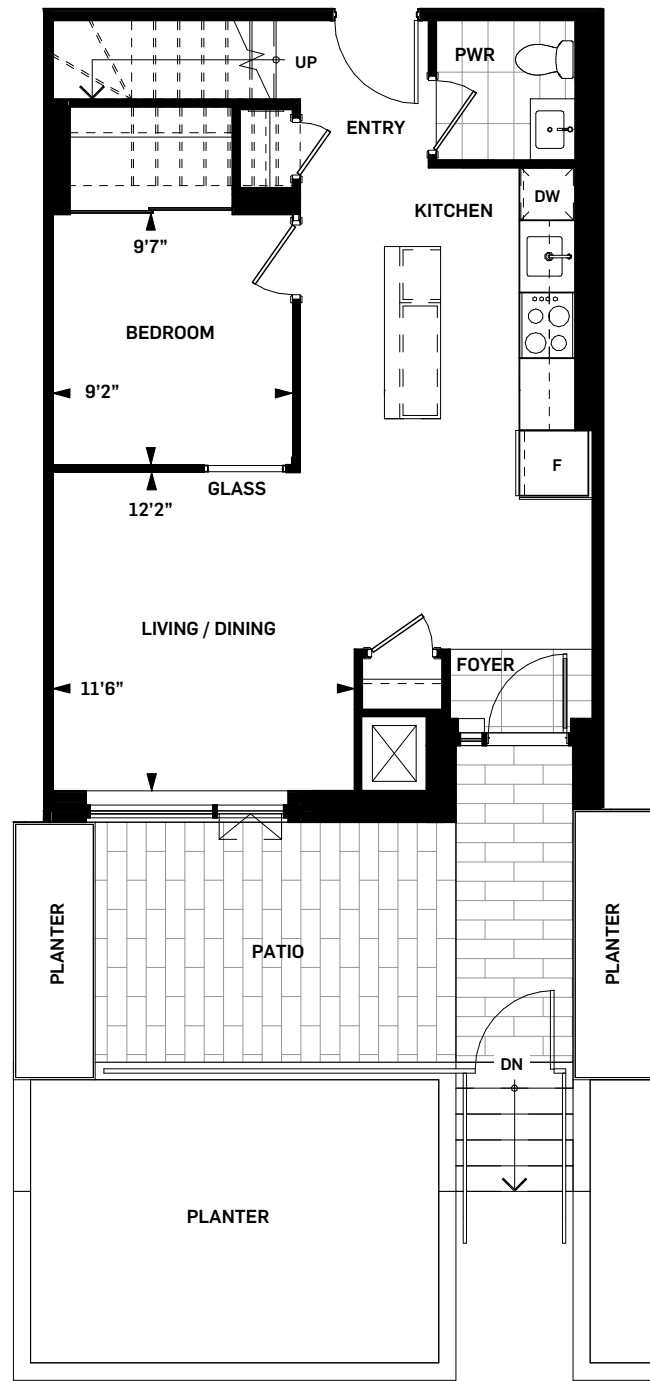
TH-H | 2-STOREY WALKOUT

SUITE AREA 1332 sq.ft.  
OUTDOOR AREA 216 sq.ft.  
TOTAL AREA 1548 sq.ft.

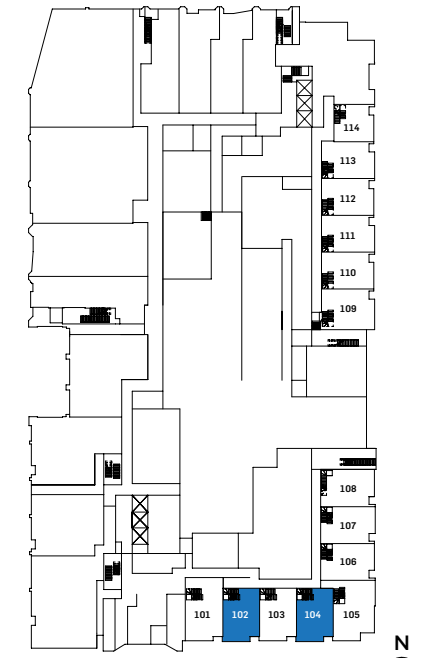
WHOLE LIFE  
CARBON IMPACT

**148**  
tonnes CO<sub>2</sub>

**Daniels**  
love where you live™



Level Mezzanine



Level 01

Drawings are not to scale. All areas and stated room dimensions are approximate. Note: Actual usable floor space may vary from the stated floor area. Floor area is measured in accordance with the HCRA directive on floor area calculations. Size and location of windows may vary. The purchaser acknowledges that the actual unit purchased may be a reversed mirror layout of the plan shown. Outdoor area will vary depending on unit location within the building. Illustration is artist's concept. E. & O. E. Please speak with a Sales Representative for details.



DANIELS ON  
**PARLIAMENT**  
SOUTH TOWER

**AYLMER**

TH-J | 2-STOrey WALKOUT

SUITE AREA 1332 sq.ft.

OUTDOOR AREA 132 sq.ft.

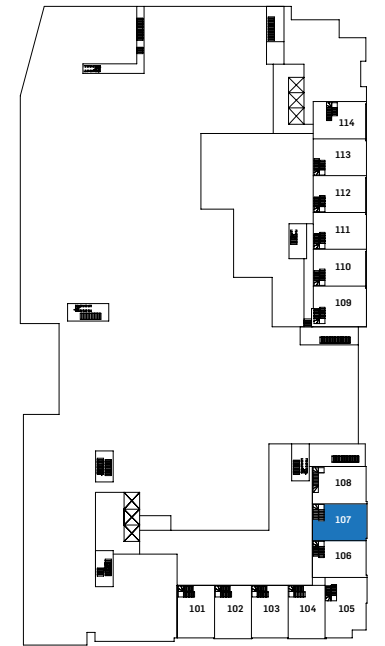
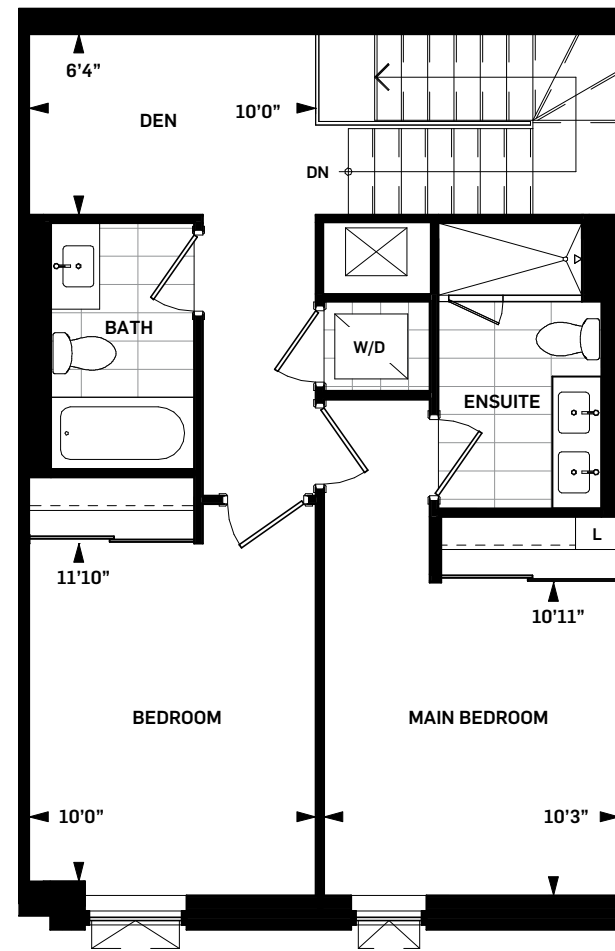
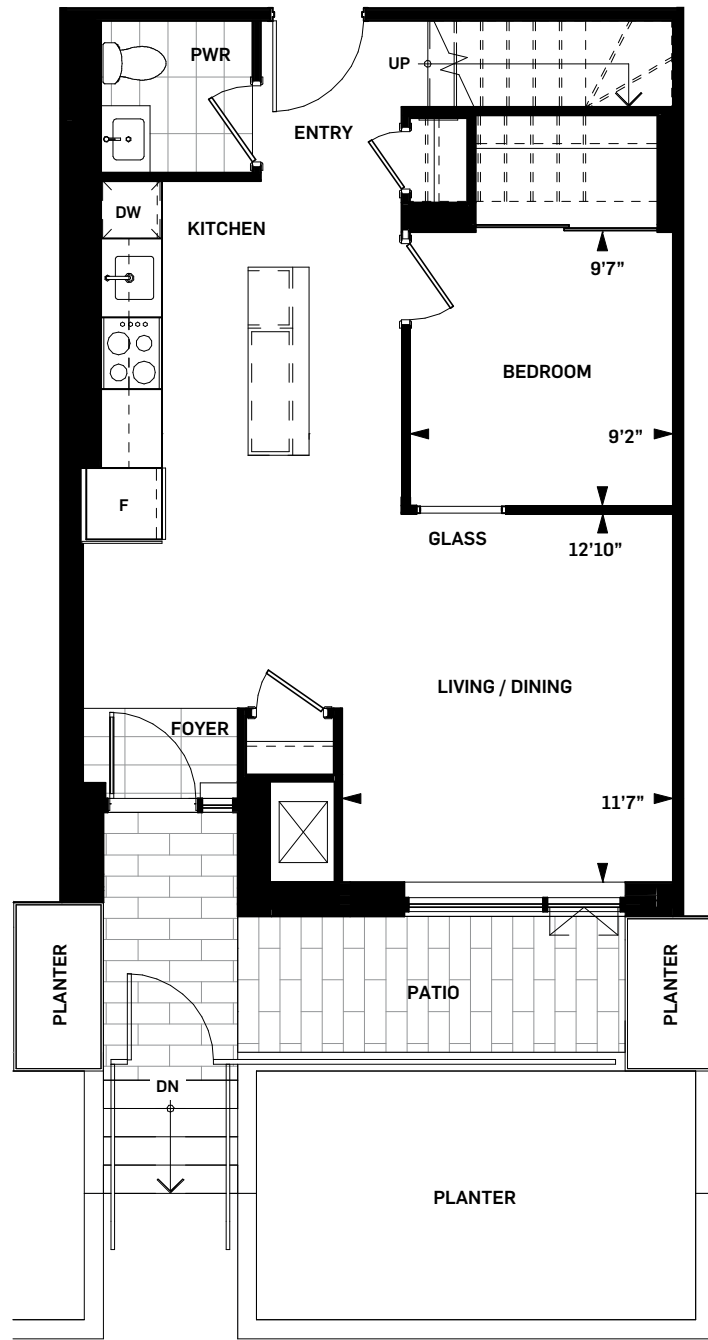
TOTAL AREA 1464 sq.ft.

WHOLE LIFE  
CARBON IMPACT

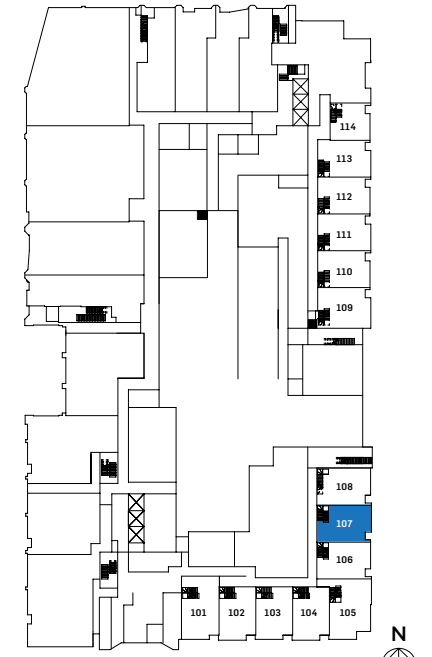
**148**

tonnes CO<sub>2</sub>

**Daniels**  
love where you live™



Level Mezzanine



Level 01

Drawings are not to scale. All areas and stated room dimensions are approximate. Note: Actual usable floor space may vary from the stated floor area. Floor area is measured in accordance with the HCRA directive on floor area calculations. Size and location of windows may vary. The purchaser acknowledges that the actual unit purchased may be a reversed mirror layout of the plan shown. Outdoor area will vary depending on unit location within the building. Illustration is artist's concept. E. & O. E. Please speak with a Sales Representative for details.



DANIELS ON  
**PARLIAMENT**  
SOUTH TOWER

**SEVERN**

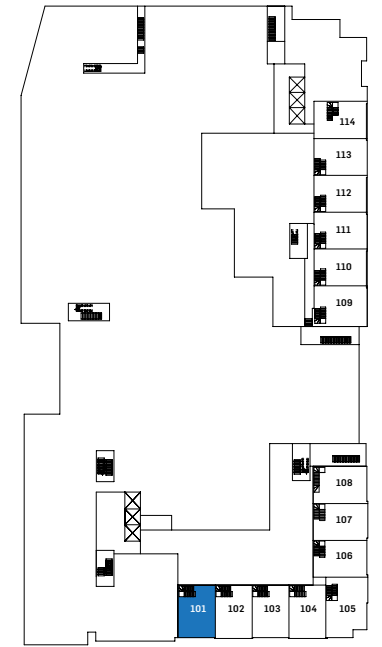
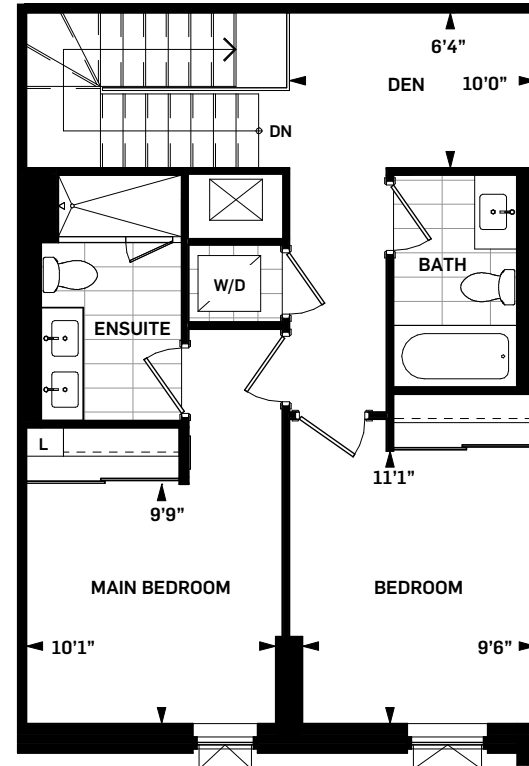
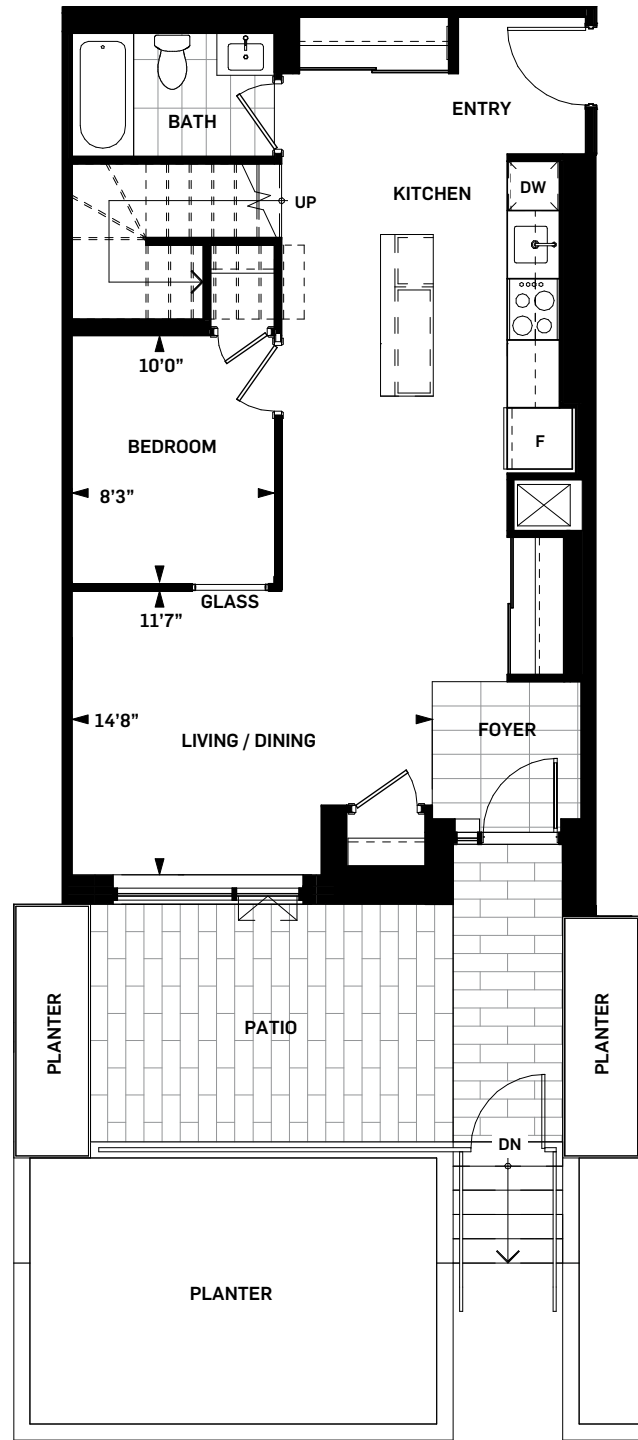
TH-K | 2-STOREY WALKOUT

SUITE AREA 1442 sq.ft.  
OUTDOOR AREA 250 sq.ft.  
TOTAL AREA 1692 sq.ft.

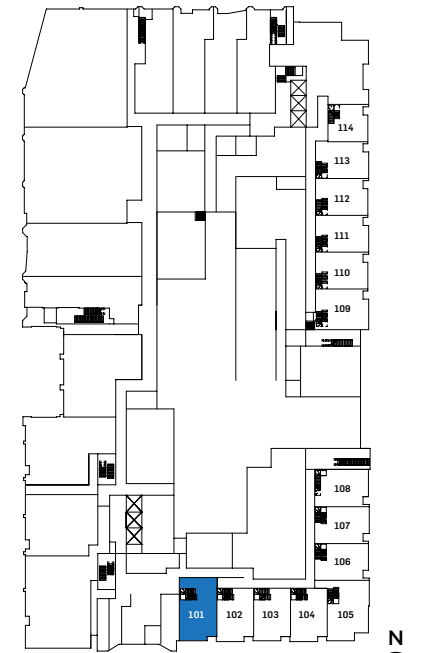
WHOLE LIFE  
CARBON IMPACT

**160**  
tonnes CO<sub>2</sub>

**Daniels**  
love where you live™



Level Mezzanine



Level 01

Drawings are not to scale. All areas and stated room dimensions are approximate. Note: Actual usable floor space may vary from the stated floor area. Floor area is measured in accordance with the HCRA directive on floor area calculations. Size and location of windows may vary. The purchaser acknowledges that the actual unit purchased may be a reversed mirror layout of the plan shown. Outdoor area will vary depending on unit location within the building. Illustration is artist's concept. E. & O. E. Please speak with a Sales Representative for details.



DANIELS ON  
**PARLIAMENT**  
SOUTH TOWER

**ANCROFT**

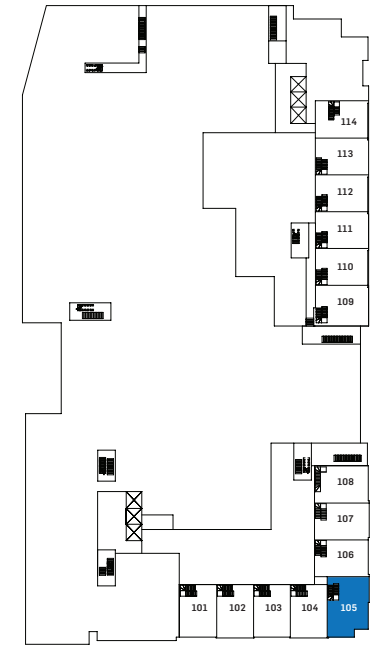
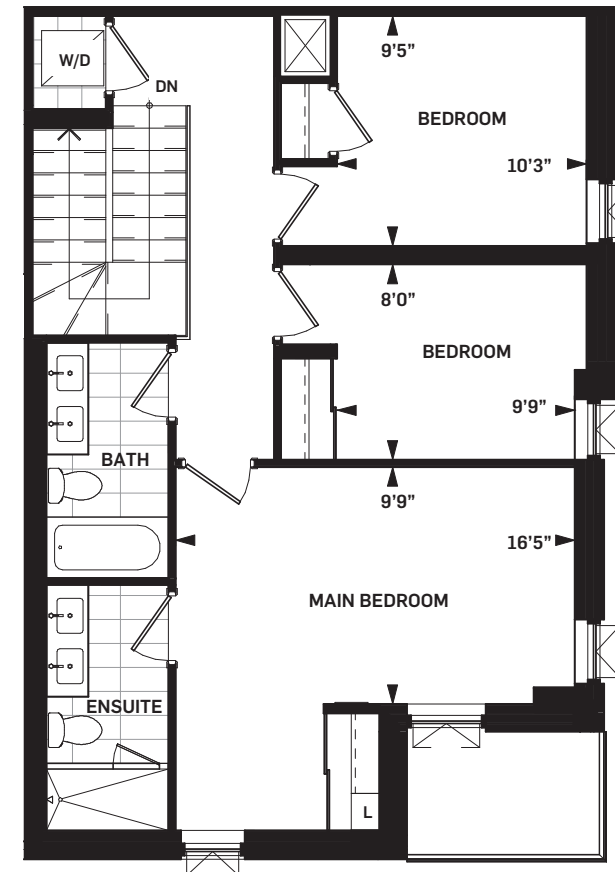
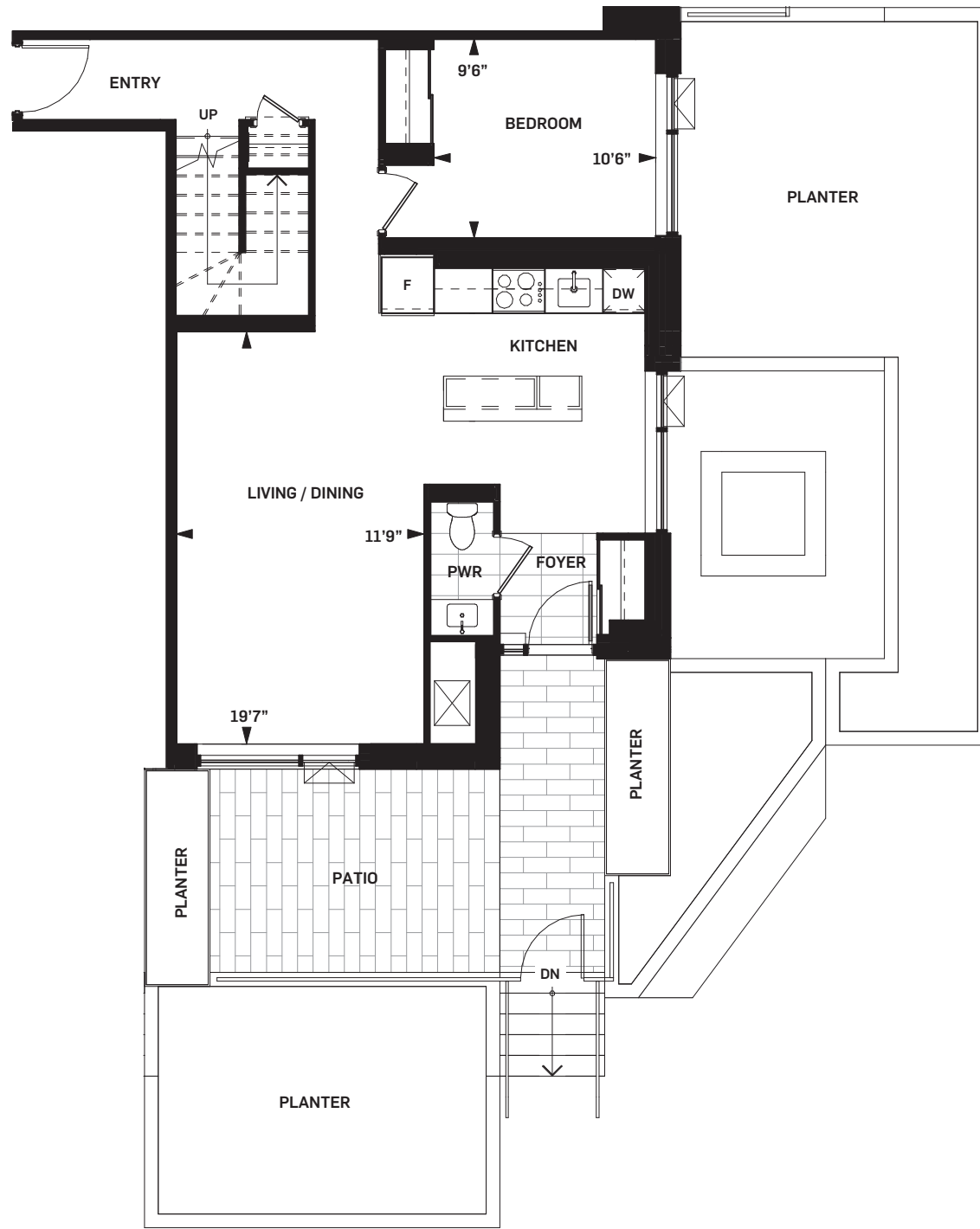
TH-M | 2-STOREY WALKOUT

SUITE AREA	1640 sq.ft.
OUTDOOR AREA	309 sq.ft.
TOTAL AREA	1949 sq.ft.

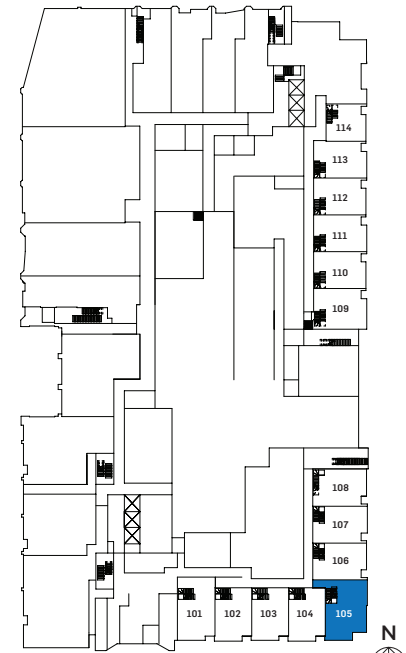
WHOLE LIFE  
CARBON IMPACT

**182**  
tonnes CO<sub>2</sub>

**Daniels**  
love where you live™



Level Mezzanine



Level 01

Drawings are not to scale. All areas and stated room dimensions are approximate. Note: Actual usable floor space may vary from the stated floor area. Floor area is measured in accordance with the HCRA directive on floor area calculations. Size and location of windows may vary. The purchaser acknowledges that the actual unit purchased may be a reversed mirror layout of the plan shown. Outdoor area will vary depending on unit location within the building. Illustration is artist's concept. E. & O. E. Please speak with a Sales Representative for details.